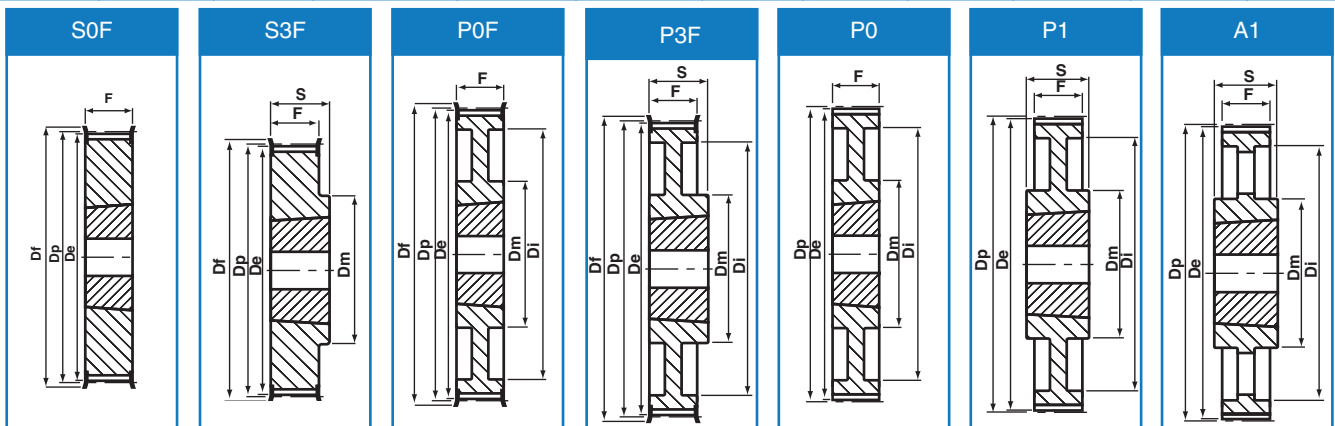


## Timing Taper Bore

Light (L) - 3/8" (9.525 mm) pitch

L050 - 1/2" (13 mm) wide belts

Product Designation	Number of Teeth	Type	Bush Size	De	Dp	Df	Dm	Di	F	S	Weight kg
18-L-050	18	S3F	1108	54	54.57	60	43	-	19	22	0.2
19-L-050	19	S3F	1108	57	57.61	63	43	-	19	22	0.2
20-L-050	20	S3F	1108	60	60.64	67	48	-	19	22	0.2
21-L-050	21	S3F	1108	63	63.77	70	48	-	19	22	0.3
22-L-050	22	S3F	1108	66	66.70	75	51	-	19	22	0.3
23-L-050	23	S3F	1108	69	69.73	79	54	-	19	22	0.4
24-L-050	24	S3F	1108	72	72.77	79	54	-	19	22	0.4
25-L-050	25	S3F	1108	75	75.80	87	56	-	19	22	0.5
26-L-050	26	S3F	1108	78	78.83	87	60	-	19	22	0.5
27-L-050	27	S3F	1108	81	81.86	91	65	-	19	22	0.6
28-L-050	28	S3F	1108	84	84.89	91	65	-	19	22	0.6
30-L-050	30	S3F	1108	90	90.96	97	70	-	19	22	0.8
32-L-050	32	S3F	1108	96	97.02	102	74	-	19	22	0.9
36-L-050	36	S3F	1108	108	109.15	120	87	-	19	22	1.2
40-L-050	40	S3F	1210	121	121.28	128	87	-	19	25	1.5
48-L-050	48	P3F	1210	145	145.53	150	88	124	19	25	2.3
60-L-050	60	P1	1610	181	181.91	-	92	166	19	25	2.0
72-L-050	72	A1	1610	218	218.30	-	92	202	19	25	3.0
84-L-050	84	A1	1610	254	254.68	-	106	236	19	25	4.0
96-L-050	96	A1	2012	290	291.06	-	106	270	19	32	5.5
120-L-050	120	A1	2012	363	363.83	-	106	343	19	32	6.8



L075 - 3/4" (19 mm) wide belts

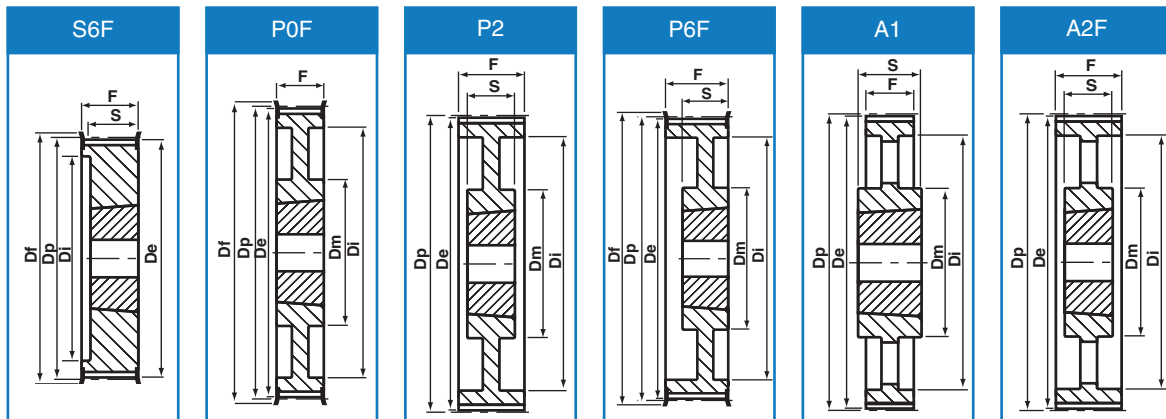
Product Designation	Number of Teeth	Type	Bush Size	De	Dp	Df	Dm	Di	F	S	Weight kg
18-L-075	18	S0F	1108	54	54.57	60	-	-	25.4	-	0.2
19-L-075	19	S0F	1108	57	57.61	63	-	-	25.4	-	0.3
20-L-075	20	S0F	1108	60	60.64	67	-	-	25.4	-	0.3
21-L-075	21	S0F	1108	63	63.67	70	-	-	25.4	-	0.4
22-L-075	22	S0F	1108	66	66.70	75	-	-	25.4	-	0.4
23-L-075	23	S0F	1108	69	69.73	79	-	-	25.4	-	0.4
24-L-075	24	S0F	1108	72	72.77	79	-	-	25.4	-	0.5
25-L-075	25	S0F	1108	75	75.80	87	-	-	25.4	-	0.6
26-L-075	26	S0F	1108	78	78.83	87	-	-	25.4	-	0.6
27-L-075	27	S0F	1108	81	81.86	91	-	-	25.4	-	0.7
28-L-075	28	S0F	1108	84	84.89	91	-	-	25.4	-	0.7
30-L-075	30	S0F	1108	90	90.96	97	-	-	25.4	-	0.9
32-L-075	32	S0F	1108	96	97.05	102	-	-	25.4	-	1.0
36-L-075	36	S0F	1210	108	109.15	120	-	-	25.4	-	1.2
40-L-075	40	S0F	1210	121	121.28	128	-	-	25.4	-	1.7
48-L-075	48	P0F	1610	145	145.53	150	92	124	25.4	-	2.5
60-L-075	60	P0	1610	181	181.91	-	92	166	25.4	25	3.0
72-L-075	72	A0	1610	218	218.30	-	92	202	25.4	25	4.0
84-L-075	84	A1	2012	254	254.68	-	106	236	25.4	32	5.2
96-L-075	96	A1	2012	290	291.06	-	106	270	25.4	32	6.5
120-L-075	120	A1	2012	363	363.83	-	106	343	25.4	32	7.6

All dimensions in millimetres unless otherwise stated. Every effort has been taken to ensure that the data listed in this catalogue is correct. Challenge accepts no liability for any inaccuracies or damage caused

## Timing Taper Bore

### Light (L) - 3/8" (9.525 mm) pitch L100 - 1" (25 mm) wide belts

Product Designation	Number of Teeth	Type	Bush Size	De	Dp	Df	Dm	Di	F	S	Weight kg
18-L-100	18	S6F	1108	54	54.57	60	-	38	32	22	0.2
19-L-100	19	S6F	1108	57	57.61	63	-	38	32	22	0.3
20-L-100	20	S6F	1108	60	60.64	67	-	45	32	22	0.4
21-L-100	21	S6F	1108	63	63.67	70	-	47	32	22	0.4
22-L-100	22	S6F	1108	66	66.70	75	-	51	32	22	0.4
23-L-100	23	S6F	1108	69	69.73	79	-	54	32	22	0.5
24-L-100	24	S6F	1108	72	72.77	79	-	54	32	22	0.6
25-L-100	25	S6F	1108	75	75.80	87	-	56	32	22	0.6
26-L-100	26	S6F	1108	78	78.83	87	-	60	32	22	0.7
27-L-100	27	S6F	1108	81	81.86	91	-	62	32	22	0.8
28-L-100	28	S6F	1108	84	84.89	91	-	65	32	22	0.8
30-L-100	30	S6F	1210	90	91.96	97	-	71	32	25	0.9
32-L-100	32	S6F	1210	96	97.02	102	-	75	32	25	1.0
36-L-100	36	S6F	1210	108	109.15	120	-	89	32	25	1.4
40-L-100	40	S6F	1610	121	121.28	128	-	101	32	25	1.7
48-L-100	48	P6F	1610	145	145.53	150	92	124	32	25	2.7
60-L-100	60	P2	1610	181	181.91	-	92	166	32	25	2.4
72-L-100	72	A1	2012	218	218.30	-	106	202	32	32	4.4
84-L-100	84	A1	2012	254	254.68	-	106	236	32	32	6.0
96-L-100	96	A1	2012	290	291.06	-	106	270	32	32	7.1
120-L-100	120	A1	2012	363	363.83	-	106	343	32	32	8.5



### Heavy (H) - 1/2" (12.7 mm) pitch H100 - 1" (25 mm) wide belts

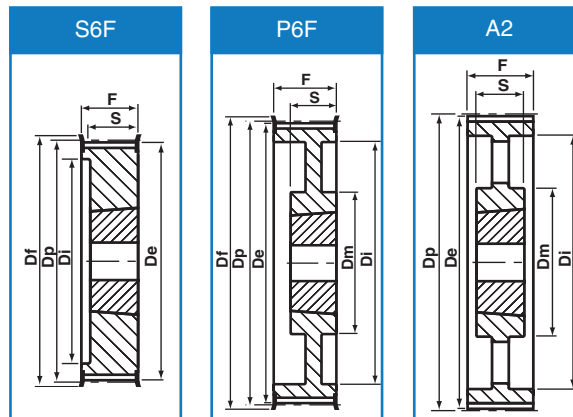
Product Designation	Number of Teeth	Type	Bush Size	De	Dp	Df	Dm	Di	F	S	Weight kg
16-H-100	16	S6F	1108	63	64.68	71	-	45	32	22	0.4
18-H-100	18	S6F	1210	71	72.77	79	-	52	32	25	0.5
19-H-100	19	S6F	1210	75	76.81	83	-	56	32	25	0.6
20-H-100	20	S6F	1210	79	80.85	87	-	60	32	25	0.7
21-H-100	21	S6F	1210	84	84.89	91	-	63	32	25	0.8
22-H-100	22	S6F	1210	88	88.94	94	-	67	32	25	0.9
23-H-100	23	S6F	1210	92	92.98	102	-	70	32	25	0.9
24-H-100	24	S6F	1610	96	97.02	102	-	75	32	25	1.0
25-H-100	25	S6F	1610	100	101.06	112	-	79	32	25	1.0
26-H-100	26	S6F	1610	104	105.11	112	-	83	32	25	1.2
27-H-100	27	S6F	1610	108	109.15	120	-	87	32	25	1.3
28-H-100	28	S6F	1610	112	113.19	120	-	91	32	25	1.5
30-H-100	30	S6F	1610	120	121.28	128	-	99	32	25	1.7
32-H-100	32	P6F	1610	128	129.36	135	92	108	32	25	2.0
36-H-100	36	P6F	1610	144	145.53	158	92	124	32	25	2.7
40-H-100	40	P6F	1610	160	161.70	168	92	140	32	25	3.6
44-H-100	44	P0F	2012	177	177.87	184	106	153	32	32	3.8
48-H-100	48	P0F	2012	193	194.04	200	106	169	32	32	4.2
60-H-100	60	A2F	2012	241	242.55	-	106	223	32	32	4.8
72-H-100	72	A2F	2012	290	291.06	-	106	270	32	32	5.7
84-H-100	84	A2F	2012	338	339.57	-	106	318	32	32	6.8
96-H-100	96	A1	2517	387	388.08	-	119	366	32	45	8.2

Every effort has been taken to ensure that the data listed in this catalogue is correct. Challenge accepts no liability for any inaccuracies or damage caused. All dimensions in millimetres unless otherwise stated.

## Timing Taper Bore

### H150 - 1.1/2" (38 mm) wide belts

Product Designation	Number of Teeth	Type	Bush Size	De	Dp	Df	Dm	Di	F	S	Weight kg
18-H-150	18	S6F	1210	71	72.77	79	-	53	46	25	0.6
19-H-150	19	S6F	1210	75	76.81	83	-	56	46	25	0.7
20-H-150	20	S6F	1210	79	80.85	87	-	60	46	25	0.8
21-H-150	21	S6F	1210	84	84.89	91	-	64	46	25	1.0
22-H-150	22	S6F	1210	88	88.94	94	-	68	46	25	1.2
23-H-150	23	S6F	1610	92	92.98	102	-	71	46	25	1.3
24-H-150	24	S6F	1610	96	97.02	102	-	74	46	25	1.0
25-H-150	25	S6F	1610	100	101.06	112	-	78	46	25	1.2
26-H-150	26	S6F	1610	104	105.11	112	-	82	46	25	1.4
27-H-150	27	S6F	1610	108	109.15	120	-	87	46	25	1.6
28-H-150	28	S6F	1610	112	113.19	120	-	91	46	25	1.8
30-H-150	30	S6F	1610	112	121.28	128	-	99	46	25	2.3
32-H-150	32	P6F	1610	128	129.36	135	92	108	46	25	2.3
36-H-150	36	P6F	1610	144	145.53	158	92	124	46	25	3.1
40-H-150	40	P6F	1610	160	161.70	168	92	140	46	25	4.0
44-H-150	44	P6F	2012	177	177.87	184	106	153	46	32	4.4
48-H-150	48	P6F	2012	193	194.04	200	106	169	46	32	4.8
60-H-150	60	A2	2012	241	242.55	-	106	223	46	32	5.4
72-H-150	72	A2	2012	290	291.06	-	106	270	46	32	6.5
84-H-150	84	A2	2012	338	339.57	-	106	320	46	32	8.4
96-H-150	96	A2	2517	387	388.08	-	119	366	46	45	11.0



### H200 - 2" (51 mm) wide belts

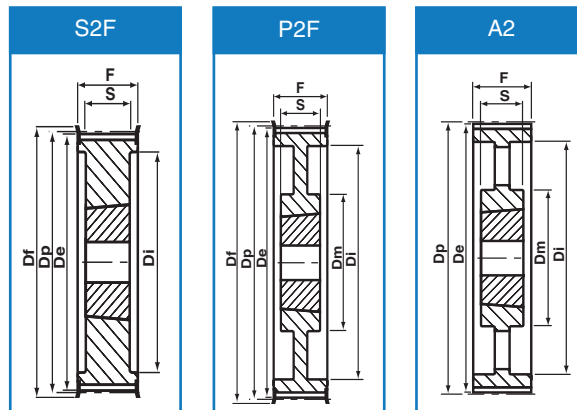
Product Designation	Number of Teeth	Type	Bush Size	De	Dp	Df	Dm	Di	F	S	Weight kg
18-H-200	18	S6F	1210	71	72.77	79	-	52	58	25	0.8
19-H-200	19	S6F	1210	75	76.81	83	-	56	58	25	0.9
20-H-200	20	S6F	1610	79	80.85	87	-	60	58	25	1.0
21-H-200	21	S6F	1610	84	84.89	91	-	64	58	25	1.7
22-H-200	22	S6F	1610	88	88.94	94	-	68	58	25	1.5
23-H-200	23	S6F	1610	92	92.98	102	-	71	58	25	1.8
24-H-200	24	S6F	1610	96	97.02	102	-	74	58	25	1.5
25-H-200	25	S6F	1610	100	101.06	112	-	78	58	25	1.5
26-H-200	26	S6F	1610	104	105.11	112	-	82	58	25	1.8
27-H-200	27	S6F	1610	108	109.15	120	-	87	58	25	1.9
28-H-200	28	S6F	1610	112	113.19	120	-	91	58	25	2.3
30-H-200	30	S6F	1610	120	121.28	128	-	99	58	25	3.0
32-H-200	32	S6F	2012	128	129.36	135	-	107	58	32	3.0
36-H-200	36	P6F	2012	144	145.53	158	102	124	58	32	3.6
40-H-200	40	P6F	2012	160	161.70	168	106	140	58	32	4.0
44-H-200	44	P6F	2012	177	177.87	184	106	153	58	32	4.6
48-H-200	48	P6F	2517	193	194.04	200	119	169	58	45	7.0
60-H-200	60	A2	2517	241	242.55	-	119	223	58	45	8.0
72-H-200	72	A2	2517	290	291.06	-	119	270	58	45	9.0
84-H-200	84	A2	2517	338	339.57	-	119	320	58	45	10.0
96-H-200	96	A2	2517	387	388.08	-	119	366	58	45	13.4

All dimensions in millimetres unless otherwise stated. Every effort has been taken to ensure that the data listed in this catalogue is correct. Challenge accepts no liability for any inaccuracies or damage caused

## Timing Taper Bore

**Heavy (H) - 1/2" (12.7 mm) pitch      H300 - 3" (76 mm) wide belts**

Product Designation	Number of Teeth	Type	Bush Size	De	Dp	Df	Dm	Di	F	S	Weight kg
20-H-300	20	S2F	1615	79	80.85	87	-	65	86	38	1.5
21-H-300	21	S2F	1615	84	84.89	91	-	66	86	38	12.0
22-H-300	22	S2F	1615	88	88.94	94	-	67	86	38	1.6
23-H-300	23	S2F	1615	92	92.98	102	-	71	86	38	1.8
24-H-300	24	S2F	1615	96	97.02	102	-	75	86	38	2.1
25-H-300	25	S2F	1615	100	101.06	112	-	79	86	38	2.0
26-H-300	26	S2F	1615	104	105.11	112	-	83	86	38	2.7
27-H-300	27	S2F	2012	108	109.15	120	-	87	86	32	3.0
28-H-300	28	S2F	2012	112	113.19	120	-	91	86	32	3.4
30-H-300	30	S2F	2012	120	121.28	128	-	99	86	32	3.9
32-H-300	32	S2F	2517	128	129.36	135	-	107	86	45	4.3
36-H-300	36	S2F	2517	144	145.53	158	-	124	86	45	4.5
40-H-300	40	S2F	2517	160	161.70	168	-	137	86	45	6.0
44-H-300	44	P2F	2517	177	177.87	184	119	153	86	45	6.5
48-H-300	48	P2F	2517	193	194.04	200	119	169	86	45	7.6
60-H-300	60	A2	2517	241	242.55	-	119	223	86	45	8.4
72-H-300	72	A2	2517	290	291.06	-	119	270	86	45	10.4
84-H-300	84	A2	2517	338	339.57	-	119	320	86	45	12.5
96-H-300	96	A2	3030	387	338.08	-	150	362	86	76	14.2
120-H-300	120	A2	3030	484	485.10	-	150	460	86	76	18.8

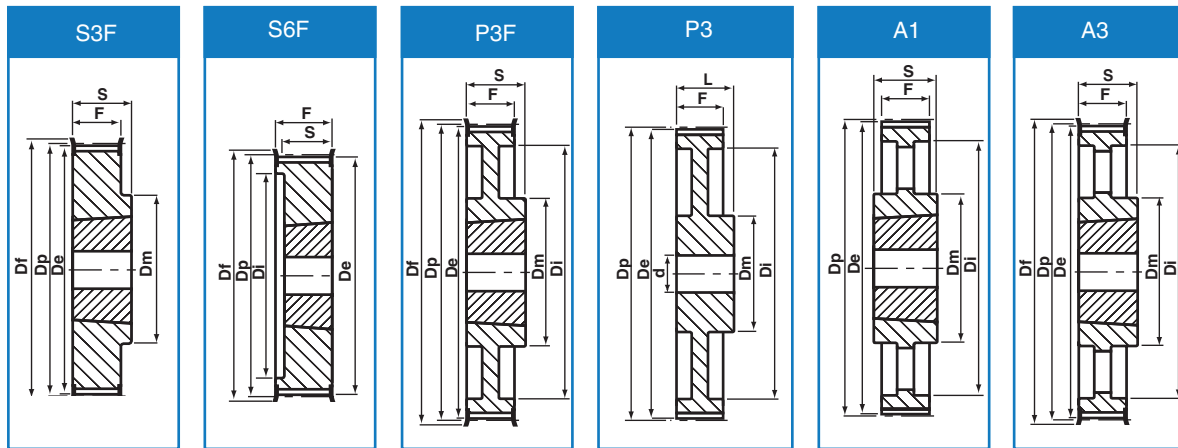


## HTD® Taper Bore

### 5mm Pitch 5M-15 (15mm Wide Belt)

(For use with HTD belts only)

Product Description	Number of Teeth	Type	Bush Size	Dp	De	Df	Dm	Di	F	S	Weight kg
34-5M-15	34	S3F	1008	54.11	53	57	43	-	21	22	0.19
36-5M-15	36	S3F	1108	57.30	56	60	44	-	21	22	0.20
38-5M-15	38	S3F	1108	60.48	59	66	48	-	21	22	0.25
40-5M-15	40	S3F	1108	63.66	63	71	52	-	21	22	0.31
44-5M-15	44	S3F	1108	70.03	69	75	54	-	21	22	0.40
48-5M-15	48	S3F	1210	76.39	75	83	64	-	21	25	0.45
56-5M-15	56	S3F	1210	89.13	88	93	70	-	21	25	0.67
64-5M-15	64	S3F	1210	101.86	101	106	78	-	21	25	0.96
72-5M-15	72	S3F	1610	114.59	113	119	90	-	21	25	1.19
80-5M-15	80	S3F	1610	127.32	126	135	92	-	21	25	1.57
90-5M-15	90	A1	1610	143.24	142	-	92	126	21	25	1.47
112-5M-15	112	A1	1610	178.25	177	-	92	162	21	25	1.94
136-5M-15	136	A1	2012	216.45	215	-	106	199	21	32	3.06
150-5M-15	150	A1	2012	238.73	238	-	106	222	21	32	3.90



### 8mm Pitch 8M-20 (20mm Wide Belt)

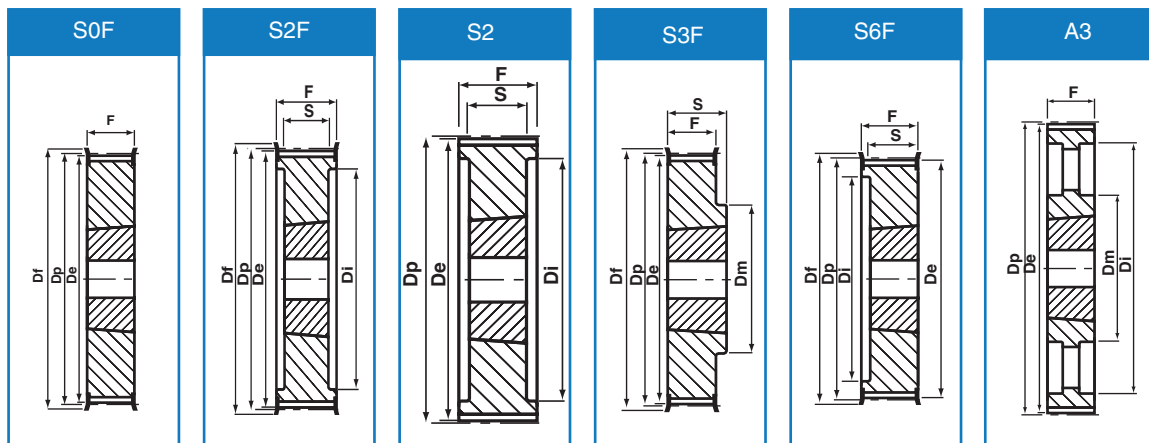
Product Description	Number of Teeth	Type	Bush Size	Dp	De	Df	Dm	Di	F	S	Weight kg
22-8M-20	22	S6F	1008	56.02	55	60	-	41	28	22	0.24
24-8M-20	24	S6F	1108	61.12	60	66	-	42	28	22	0.30
26-8M-20	26	S6F	1108	66.21	65	71	-	46	28	22	0.36
28-8M-20	28	S6F	1108	71.30	70	75	-	50	28	22	0.44
30-8M-20	30	S6F	1108	76.39	75	83	-	58	28	22	0.53
32-8M-20	32	S6F	1610	81.49	80	87	-	62	28	25	0.42
34-8M-20	34	S6F	1610	86.58	85	91	-	65	28	25	0.55
36-8M-20	36	S6F	1610	91.67	90	91	-	68	28	25	0.68
38-8M-20	38	S6F	1610	96.77	95	103	-	72	28	25	0.80
40-8M-20	40	S6F	1610	101.86	100	106	-	76	28	25	1.00
44-8M-20	44	S3F	2012	112.05	111	119	93	-	28	32	1.20
48-8M-20	48	S3F	2012	122.23	121	127	96	-	28	32	1.60
56-8M-20	56	S3F	2012	142.60	141	148	110	-	28	32	2.40
64-8M-20	64	P3F	2012	162.97	162	168	110	137	28	32	2.70
72-8M-20	72	P3F	2012	183.35	182	192	110	158	28	32	3.30
80-8M-20	80	P3	2012	203.72	202	-	110	180	28	32	3.50
90-8M-20	90	A3	2012	229.18	228	-	110	204	28	32	3.65
112-8M-20	112	A3	2517	285.21	284	-	125	260	28	45	6.20
144-8M-20	144	A3	2517	366.69	365	-	125	341	28	45	9.00
168-8M-20	168	A1	3525	427.81	426	-	190	402	28	65	16.40
192-8M-20	192	A1	3525	488.92	488	-	190	460	28	65	21.80

All dimensions in millimetres unless otherwise stated. Every effort has been taken to ensure that the data listed in this catalogue is correct. Challenge accepts no liability for any inaccuracies or damage caused

## HTD® Taper Bore

### 8mm Pitch 8M-30 (30mm Wide Belt)

Product Description	Number of Teeth	Type	Bush Size	Dp	De	Df	Dm	Di	F	S	Weight kg
22-8M-30	22	S6F	1008	56.02	55	60	-	41	38	22	0.24
24-8M-30	24	S6F	1108	61.12	60	66	-	42	38	22	0.38
26-8M-30	26	S6F	1108	66.21	65	71	-	46	38	22	0.45
28-8M-30	28	S6F	1108	71.30	70	75	-	50	38	22	0.50
30-8M-30	30	S0F	1615	76.39	75	83	-	-	38	-	0.55
32-8M-30	32	S0F	1615	81.49	80	87	-	-	38	-	0.59
34-8M-30	34	S0F	1615	86.58	85	91	-	-	38	-	0.77
36-8M-30	36	S0F	1615	91.67	90	91	-	-	38	-	0.96
38-8M-30	38	S0F	1615	96.77	95	103	-	-	38	-	1.15
40-8M-30	40	S0F	1615	101.86	100	106	-	-	38	-	1.34
44-8M-30	44	S2F	2012	112.05	111	119	-	91	38	32	1.33
48-8M-30	48	S2F	2012	122.23	121	127	-	95	38	32	1.78
56-8M-30	56	S2F	2012	142.60	141	148	-	117	38	32	3.76
64-8M-30	64	S3F	2517	162.97	162	168	125	-	38	45	4.20
72-8M-30	72	P3F	2517	183.35	182	192	125	158	38	45	4.30
80-8M-30	80	P3	2517	203.72	202	-	125	180	38	45	4.60
90-8M-30	90	A3	2517	229.18	228	-	125	204	38	45	5.00
112-8M-30	112	A3	2517	285.21	284	-	125	260	38	45	6.20
144-8M-30	144	A3	2517	366.69	365	-	125	341	38	45	9.00



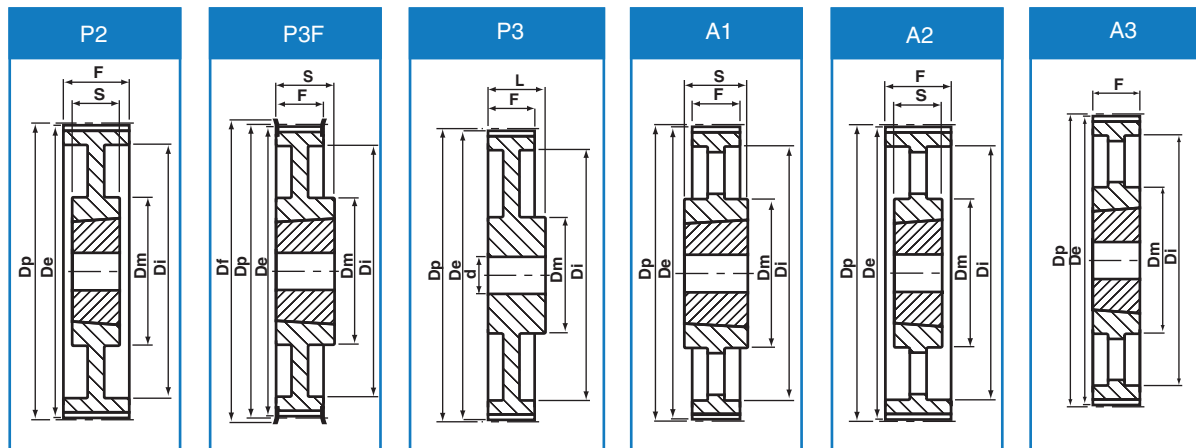
### 8mm Pitch 8M-50 (50mm Wide Belt)

Product Description	Number of Teeth	Type	Bush Size	Dp	De	Df	Dm	Di	F	S	Weight kg
28-8M-50	28	S6F	1210	71.30	70	75	-	50	60	25	0.60
30-8M-50	30	S6F	1615	76.39	75	83	-	58	60	38	0.65
32-8M-50	32	S6F	1615	81.49	80	87	-	62	60	38	0.82
34-8M-50	34	S6F	1615	86.58	85	91	-	65	60	38	1.10
36-8M-50	36	S6F	1615	91.67	90	99	-	68	60	38	1.30
38-8M-50	38	S6F	1615	96.77	95	103	-	72	60	38	1.60
40-8M-50	40	S2F	2012	101.86	100	106	-	82	60	32	1.71
44-8M-50	44	S2F	2012	112.05	111	119	-	91	60	32	1.78
48-8M-50	48	S2F	2012	122.23	121	127	-	96	60	32	2.30
56-8M-50	56	S2F	2517	142.60	141	148	-	116	60	45	3.40
64-8M-50	64	S2F	2517	162.97	162	168	-	137	60	45	5.00
72-8M-50	72	S2F	2517	183.35	182	192	125	158	60	45	6.70
80-8M-50	80	S2	3020	203.72	202	-	-	180	60	51	8.80
90-8M-50	90	P2	3020	229.18	228	-	170	204	60	51	10.00
112-8M-50	112	P2	3020	285.21	284	-	170	260	60	51	12.00
144-8M-50	144	A2	3020	366.69	365	-	170	341	60	51	15.20
168-8M-50	168	A1	3525	427.81	426	-	190	402	60	65	16.40
192-8M-50	192	A1	3525	488.92	488	-	190	460	60	65	21.80

## HTD® Taper Bore

### 8mm Pitch 8M-85 (85mm Wide Belt)

Product Description	Number of Teeth	Type	Bush Size	Dp	De	Df	Dm	Di	F	S	Weight kg
34-8M-85	34	S2F	1615	86.58	85	91	-	65	95	38	1.43
36-8M-85	36	S2F	1615	91.67	90	98	-	68	95	38	1.87
38-8M-85	38	S2F	1615	96.77	95	103	-	72	95	38	2.20
40-8M-85	40	S2F	2012	101.86	100	106	-	82	95	32	1.80
44-8M-85	44	S2F	2012	112.05	111	119	-	91	95	32	2.30
48-8M-85	48	S2F	2517	122.23	121	127	-	100	95	45	2.66
56-8M-85	56	S2F	2517	142.60	141	148	-	117	95	45	4.45
64-8M-85	64	S2F	2517	162.97	162	168	-	137	95	45	6.20
72-8M-85	72	S2F	3020	183.35	182	192	-	158	95	51	8.00
80-8M-85	80	S2	3020	203.72	202	-	-	180	95	51	10.00
90-8M-85	90	P2	3020	229.18	228	-	170	204	95	51	10.80
112-8M-85	112	P2	3020	285.21	284	-	170	260	95	51	15.00
144-8M-85	144	A2	3525	366.69	365	-	190	341	95	65	20.00
168-8M-85	168	A2	3525	427.81	426	-	190	402	95	65	23.00
192-8M-85	192	A2	3525	488.92	488	-	190	460	95	65	28.50



### 14mm Pitch 14M-40 (40mm Wide Belt)

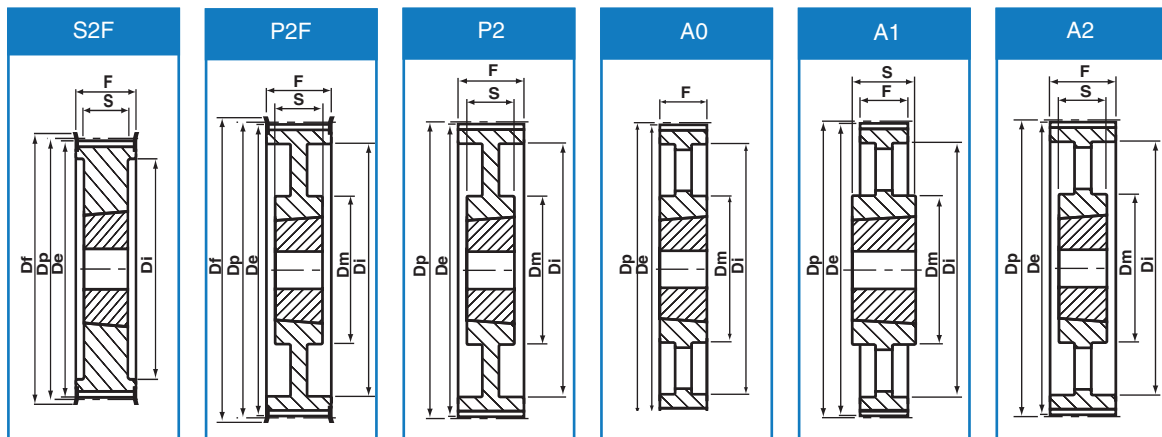
Product Description	Number of Teeth	Type	Bush Size	Dp	De	Df	Dm	Di	F	S	Weight kg
28-14M-40	28	S2F	2012	124.78	122	127	-	98	54	32	2.10
29-14M-40	29	S2F	2012	129.23	127	138	-	100	54	32	2.38
30-14M-40	30	S2F	2012	133.69	131	138	-	100	54	32	2.65
32-14M-40	32	S2F	2012	142.60	140	154	-	104	54	32	3.40
34-14M-40	34	S2F	2517	151.52	149	160	-	110	54	45	3.87
36-14M-40	36	S2F	2517	160.43	158	168	-	120	54	45	4.80
38-14M-40	38	S2F	2517	169.34	167	183	-	130	54	45	5.40
40-14M-40	40	S2F	2517	178.28	175	188	-	138	54	45	6.00
44-14M-40	44	S2F	3020	196.08	193	211	-	155	54	51	7.80
48-14M-40	48	S2F	3020	213.90	211	226	-	170	54	51	9.40
56-14M-40	56	P2F	3020	249.55	247	256	170	208	54	51	10.10
64-14M-40	64	P2F	3020	285.21	282	296	170	242	54	51	13.40
72-14M-40	72	P2	3020	320.86	318	-	170	280	54	51	15.20
80-14M-40	80	A2	3020	356.51	354	-	170	315	54	51	16.00
90-14M-40	90	A2	3020	401.07	398	-	170	360	54	51	17.80
112-14M-40	112	A2	3020	499.11	496	-	170	457	54	51	25.60
144-14M-40	144	A2	3020	641.71	639	-	170	600	54	51	32.00
168-14M-40	168	A2	3020	748.66	746	-	170	706	54	51	44.00
192-14M-40	192	A2	3020	855.62	853	-	170	813	54	51	49.00
216-14M-40	216	A2	3020	962.57	960	-	170	920	54	51	55.00

All dimensions in millimetres unless otherwise stated. Every effort has been taken to ensure that the data listed in this catalogue is correct. Challenge accepts no liability for any inaccuracies or damage caused

## HTD® Taper Bore

### 14mm Pitch 14M-55 (55mm Wide Belt)

Product Description	Number of Teeth	Type	Bush Size	Dp	De	Df	Dm	Di	F	S	Weight kg
28-14M-55	28	S2F	2012	124.78	122	127	-	98	70	32	2.20
29-14M-55	29	S2F	2012	129.23	127	138	-	100	70	32	2.74
30-14M-55	30	S2F	2517	133.69	131	138	-	100	70	45	2.70
32-14M-55	32	S2F	2517	142.60	140	154	-	108	70	45	3.66
34-14M-55	34	S2F	2517	151.52	149	160	-	110	70	45	4.55
36-14M-55	36	S2F	2517	160.43	158	168	-	120	70	45	5.20
38-14M-55	38	S2F	2517	169.34	167	183	-	130	70	45	6.20
40-14M-55	40	S2F	2517	178.25	175	188	-	138	70	45	7.00
44-14M-55	44	S2F	3020	196.08	193	211	-	155	70	51	8.60
48-14M-55	48	S2F	3020	213.90	211	226	-	170	70	51	10.40
56-14M-55	56	P2F	3020	249.55	247	256	170	208	70	51	12.00
64-14M-55	64	P2F	3020	285.21	282	296	170	242	70	51	14.50
72-14M-55	72	P2	3020	320.86	318	-	170	280	70	51	16.20
80-14M-55	80	A2	3020	356.51	354	-	170	315	70	51	17.50
90-14M-55	90	A2	3020	401.07	398	-	170	360	70	51	20.10
112-14M-55	112	A2	3020	499.11	496	-	170	457	70	51	28.40
144-14M-55	144	A2	3020	641.71	634	-	170	600	70	51	36.20
168-14M-55	168	A2	3020	748.66	746	-	170	706	70	51	49.00
192-14M-55	192	A2	3020	855.62	853	-	170	813	70	51	53.00
216-14M-55	216	A1	3535	962.57	960	-	190	920	70	89	65.90



### 14mm Pitch 14M-85 (85mm Wide Belt)

Product Description	Number of Teeth	Type	Bush Size	Dp	De	Df	Dm	Di	F	S	Weight kg
28-14M-85	28	S2F	2517	124.78	122	127	-	98	102	45	2.70
29-14M-85	29	S2F	2517	129.23	127	138	-	100	102	45	3.40
30-14M-85	30	S2F	2517	133.69	131	138	-	100	102	45	3.75
32-14M-85	32	S2F	2517	142.60	140	154	-	108	102	45	4.80
34-14M-85	34	S2F	2517	151.52	149	160	-	110	102	45	6.00
36-14M-85	36	S2F	3020	160.43	158	168	-	125	102	51	5.80
38-14M-85	38	S2F	3020	169.34	167	183	-	130	102	51	6.80
40-14M-85	40	S2F	3020	178.25	175	188	-	138	102	51	8.00
44-14M-85	44	S2F	3030	196.08	193	211	-	155	102	76	11.80
48-14M-85	48	S2F	3030	213.90	211	226	-	170	102	76	15.10
56-14M-85	56	S2F	3535	249.55	247	256	190	210	102	89	18.00
64-14M-85	64	P2F	3535	285.21	282	296	190	242	102	89	23.00
72-14M-85	72	P2	3535	320.86	318	-	190	280	102	89	25.00
80-14M-85	80	A2	3535	356.51	354	-	190	315	102	89	26.00
90-14M-85	90	A2	3535	401.07	398	-	190	360	102	89	28.00
112-14M-85	112	A2	3535	499.11	496	-	190	457	102	89	36.50
144-14M-85	144	A2	3535	641.71	639	-	190	600	102	89	48.00
168-14M-85	168	A2	3535	748.66	746	-	190	706	102	89	60.00
192-14M-85	192	A0	4040	855.62	853	-	230	813	102	102	86.00
216-14M-85	216	A0	4040	962.57	960	-	230	920	102	102	91.50

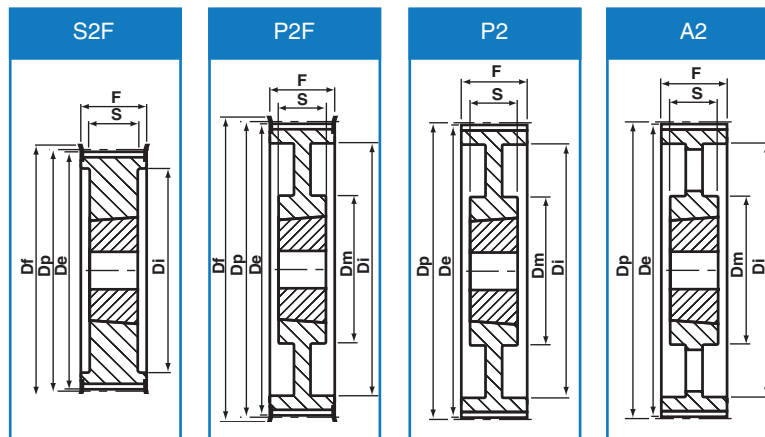
Every effort has been taken to ensure that the data listed in this catalogue is correct. Challenge accepts no liability for any inaccuracies or damage caused. All dimensions in millimetres unless otherwise stated.



## HTD® Taper Bore

### 14mm Pitch 14M-115 (115mm Wide Belt)

Product Description	Number of Teeth	Type	Bush Size	Dp	De	Df	Dm	Di	F	S	Weight kg
28-14M-115	28	S2F	2517	124.78	122	127	-	98	133	45	3.70
29-14M-115	29	S2F	2517	129.23	127	138	-	100	133	45	4.00
30-14M-115	30	S2F	2517	133.69	131	138	-	100	133	45	5.00
32-14M-115	32	S2F	2517	142.60	140	154	-	108	133	45	6.80
34-14M-115	34	S2F	2517	151.52	149	160	-	110	133	45	6.80
36-14M-115	36	S2F	3020	160.43	158	168	-	125	133	51	7.00
38-14M-115	38	S2F	3020	169.34	167	183	-	130	133	51	8.40
40-14M-115	40	S2F	3020	178.25	175	188	-	140	133	51	9.20
44-14M-115	44	S2F	3030	196.08	193	211	-	155	133	76	14.00
48-14M-115	48	S2F	3030	213.90	211	226	-	170	133	76	17.10
56-14M-115	56	S2F	3535	249.55	247	265	-	210	133	89	24.80
64-14M-115	64	P2F	3535	285.21	282	296	190	242	133	89	27.00
72-14M-115	72	P2	3535	320.86	318	-	190	280	133	89	29.00
80-14M-115	80	A2	3535	356.51	354	-	190	315	133	89	32.00
90-14M-115	90	A2	3535	401.07	398	-	190	360	133	89	36.50
112-14M-115	112	A2	3535	499.11	497	-	190	457	133	89	46.00
144-14M-115	144	A2	4040	641.71	639	-	230	600	133	102	68.00
168-14M-115	168	A2	4040	748.66	746	-	230	706	133	102	82.60
192-14M-115	192	A2	4040	855.62	853	-	230	813	133	102	96.00
216-14M-115	216	A2	4040	962.57	960	-	230	920	133	102	107.00



### 14mm Pitch 14M-170 (170mm Wide Belt)

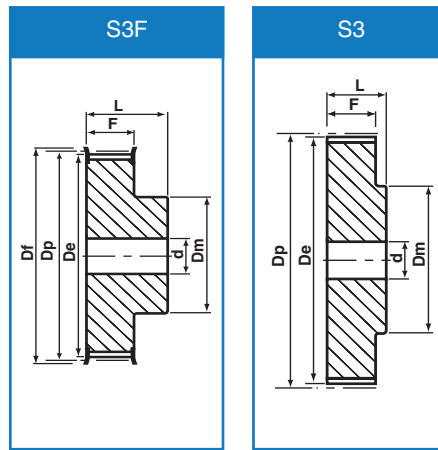
Product Description	Number of Teeth	Type	Bush Size	Dp	De	Df	Dm	Di	F	S	Weight kg
38-14M-170	38	S2F	3030	169.34	167	183	-	130	187	76	11.70
40-14M-170	40	S2F	3030	178.25	175	188	-	140	187	76	13.00
44-14M-170	44	S2F	3535	196.08	193	211	-	155	187	89	15.00
48-14M-170	48	S2F	3535	213.90	211	226	-	175	187	89	19.00
56-14M-170	56	S2F	3535	249.55	247	256	-	210	187	89	28.50
64-14M-170	64	S2F	4040	285.21	282	296	-	240	187	102	41.00
72-14M-170	72	P2	4040	320.86	318	-	230	280	187	102	46.90
80-14M-170	80	P2	4040	356.51	354	-	230	315	187	102	48.00
90-14M-170	90	A2	4040	401.07	398	-	230	360	187	102	52.50
112-14M-170	112	A2	5050	499.11	496	-	265	456	187	127	74.50
144-14M-170	144	A2	5050	641.71	639	-	265	600	187	127	91.00
168-14M-170	168	A2	5050	748.66	746	-	265	706	187	127	116.00
192-14M-170	192	A2	5050	855.62	853	-	265	813	187	127	134.00
216-14M-170	216	A2	5050	962.57	960	-	265	920	187	127	146.50

# Metric Timing Pilot Bore

**T2.5 Pitch = 2.5mm Belt Width = 6mm**

Teeth	Type	De	Df	Dm	F	L	d	Weight kg
12	S3F	9	13	12	10.5	16	4	0.003
14	S3F	11	15	14	10.5	16	4	0.004
15	S3F	11	15	15	10.5	16	4	0.005
18	S3F	14	18	10	11	16	4	0.006
19	S3F	15	18	10	11	16	4	0.007
20	S3F	15	20	12	11	16	4	0.008
24	S3F	19	23	12	11	16	4	0.012
25	S3F	19	23	14	11	16	4	0.013
30	S3F	23	28	16	11	16	6	0.018
32	S3F	25	32	16	11	16	6	0.020
36	S3F	28	37	20	11	16	6	0.026
40	S3F	31	38	22	11	16	6	0.032
48	S3	38	-	26	11	16	6	0.048
60	S3	47	-	34	11	16	8	0.073

**Material;** Aluminium



## Metric Timing Pilot Bore

**T5 Pitch = 5mm Belt Width = 10mm**

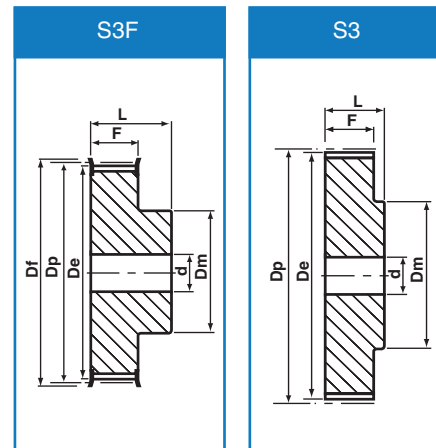
Teeth	Type	De	Df	Dm	F	L	d	Weight kg
10	S3F	15	20	8	15	21	6	0.012
12	S3F	18	23	11	15	21	6	0.016
14	S3F	21	25	14	15	21	6	0.019
15	S3F	23	28	16	15	21	6	0.021
16	S3F	25	32	18	15	21	6	0.025
18	S3F	28	32	20	15	21	6	0.031
19	S3F	29	36	22	15	21	6	0.036
20	S3F	31	36	23	15	21	6	0.038
22	S3F	34	38	24	15	21	6	0.046
24	S3F	37	42	26	15	21	6	0.054
25	S3F	39	44	26	15	21	6	0.058
26	S3F	41	44	26	15	21	6	0.061
27	S3F	42	48	30	15	21	8	0.064
28	S3F	44	48	32	15	21	8	0.068
30	S3F	47	51	34	15	21	8	0.075
32	S3F	50	54	38	15	21	8	0.088
36	S3F	56	63	38	15	21	8	0.114
40	S3F	63	66	40	15	21	8	0.138
42	S3F	66	71	40	15	21	8	0.160
44	S3	69	-	45	15	21	8	0.174
48	S3	76	-	50	15	21	8	0.200
60	S3	95	-	65	15	21	8	0.307

**T5 Pitch = 5mm Belt Width = 16mm**

Teeth	Type	De	Df	Dm	F	L	d	Weight kg
10	S3F	15	20	8	21	27	6	0.016
12	S3F	18	23	11	21	27	6	0.022
14	S3F	21	25	14	21	27	6	0.026
15	S3F	23	28	16	21	27	6	0.029
16	S3F	25	32	18	21	27	6	0.035
18	S3F	28	32	20	21	27	6	0.043
19	S3F	29	36	22	21	27	6	0.049
20	S3F	31	36	23	21	27	6	0.053
22	S3F	34	38	24	21	27	6	0.065
24	S3F	37	42	26	21	27	6	0.076
25	S3F	39	44	26	21	27	6	0.082
26	S3F	41	44	26	21	27	6	0.085
27	S3F	42	48	30	21	27	8	0.090
28	S3F	44	48	32	21	27	8	0.098
30	S3F	47	51	34	21	27	8	0.105
32	S3F	50	54	38	21	27	8	0.123
36	S3F	56	63	38	21	27	8	0.160
40	S3F	63	66	40	21	27	8	0.193
42	S3F	66	71	40	21	27	8	0.215
44	S3	69	-	45	21	27	8	0.234
48	S3	76	-	50	21	27	8	0.280
60	S3	95	-	65	21	27	8	0.430

**T5 Pitch = 5mm Belt Width = 25mm**

Teeth	Type	De	Df	Dm	F	L	d	Weight kg
10	S3F	15	20	8	30	36	6	0.023
12	S3F	18	23	11	30	36	6	0.031
14	S3F	21	25	14	30	36	6	0.037
15	S3F	23	28	16	30	36	6	0.041
16	S3F	25	32	18	30	36	6	0.050
18	S3F	28	32	20	30	36	6	0.061
19	S3F	29	36	22	30	36	6	0.070
20	S3F	31	36	23	30	36	6	0.076
22	S3F	34	38	24	30	36	6	0.090
24	S3F	37	42	26	30	36	6	0.109
25	S3F	39	44	26	30	36	6	0.116
26	S3F	41	44	26	30	36	6	0.124
27	S3F	42	48	30	30	36	8	0.128
28	S3F	44	48	32	30	36	8	0.140
30	S3F	47	51	34	30	36	8	0.150
32	S3F	50	54	38	30	36	8	0.176
36	S3F	56	63	38	30	36	8	0.230
40	S3F	63	66	40	30	36	8	0.276
42	S3F	66	71	40	30	36	8	0.310
44	S3	69	-	45	30	36	8	0.344
48	S3	76	-	50	30	36	8	0.400
60	S3	95	-	65	30	36	8	0.614



**Material; Aluminium**

## Metric Timing Pilot Bore

**T10 Pitch = 10mm Belt Width = 16mm**

Teeth	Type	Material	De	Df	Dm	F	L	d	Weight kg
12	S3F	Al	36	42	28	21	31	6	0.076
14	S3F	Al	43	48	32	21	31	8	0.104
15	S3F	Al	46	51	32	21	31	8	0.116
16	S3F	Al	49	54	35	21	31	8	0.134
18	S3F	Al	55	60	40	21	31	8	0.167
19	S3F	Al	59	66	44	21	31	8	0.184
20	S3F	Al	62	66	46	21	31	8	0.208
22	S3F	Al	68	75	52	21	31	8	0.249
24	S3F	Al	75	83	58	21	31	8	0.288
25	S3F	Al	78	83	60	21	31	8	0.310
26	S3F	Al	81	87	60	21	31	8	0.337
27	S3F	Al	84	91	60	21	31	8	0.364
28	S3F	Al	87	93	60	21	31	8	0.399
30	S3F	Al	94	97	60	21	31	8	0.441
32	S3F	Al	100	106	65	21	31	10	0.493
36	S3F	Al	113	119	70	21	31	10	0.623
40	S3F	Al	125	131	80	21	31	10	0.767
44	S3	Al	138	-	88	21	31	10	0.932
48	S3	Al	151	-	95	21	31	16	1.090
60	S3	Al	189	-	110	21	31	16	1.701

**T10 Pitch = 10mm Belt Width = 25mm**

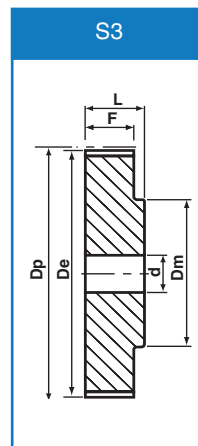
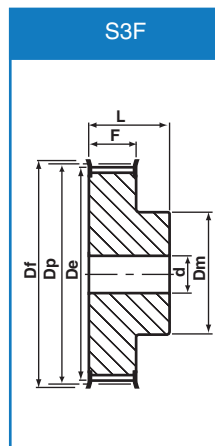
Teeth	Type	Material	De	Df	Dm	F	L	d	Weight kg
12	S3F	Al	36	42	28	30	40	6	0.099
14	S3F	Al	43	48	32	30	40	8	0.134
15	S3F	Al	46	51	32	30	40	8	0.152
16	S3F	Al	49	54	35	30	40	8	0.176
18	S3F	Al	55	60	40	30	40	8	0.224
19	S3F	Al	59	66	44	30	40	8	0.247
20	S3F	Al	62	66	46	30	40	8	0.276
22	S3F	Al	68	75	52	30	40	8	0.378
24	S3F	Al	75	83	58	30	40	8	0.392
25	S3F	Al	78	83	60	30	40	8	0.422
26	S3F	Al	81	87	60	30	40	8	0.485
27	S3F	Al	84	91	60	30	40	8	0.536
28	S3F	Al	87	93	60	30	40	8	0.585
30	S3F	Al	94	97	60	30	40	8	0.640
32	S3F	Al	100	106	65	30	40	10	0.693
36	S3F	Al	113	119	70	30	40	10	0.873
40	S3F	Al	125	131	80	30	40	10	1.067
44	S3	Al	138	-	88	30	40	10	1.310
48	S3	Al	151	-	95	30	40	16	1.516
60	S3	Al	189	-	110	30	40	16	2.339

**T10 Pitch = 10mm Belt Width = 32mm**

Teeth	Type	Material	De	Df	Dm	F	L	d	Weight kg
18	S3F	Al	55	60	40	38	47	10	0.253
19	S3F	Al	59	66	44	38	47	10	0.286
20	S3F	Al	62	66	46	38	47	12	0.322
22	S3F	Al	68	75	52	38	47	12	0.393
24	S3F	Al	75	83	58	38	47	12	0.475
25	S3F	Al	78	83	60	38	47	12	0.527
26	S3F	Al	81	87	60	38	47	12	0.564
27	S3F	Al	84	91	60	38	47	12	0.602
28	S3F	CI	87	93	60	38	47	12	0.642
30	S3F	CI	94	97	60	38	47	12	0.740
32	S3F	CI	100	106	65	38	47	12	0.844
36	S3F	CI	113	119	70	38	47	16	1.083
40	S3F	CI	125	131	80	38	47	16	1.317
44	S3	CI	138	-	88	38	47	16	1.611
48	S3	CI	151	-	95	38	47	16	1.931
60	S3	CI	189	-	110	38	47	16	3.004

**T10 Pitch = 10mm Belt Width = 50mm**

Teeth	Type	Material	De	Df	Dm	F	L	d	Weight kg
18	S3F	Al	55	60	40	56	66	10	0.422
19	S3F	Al	59	66	44	56	66	10	0.466
20	S3F	Al	62	66	46	56	66	12	0.520
22	S3F	Al	68	75	52	56	66	12	0.631
24	S3F	Al	74	83	58	56	66	12	0.736
25	S3F	Al	78	83	60	56	66	12	0.766
26	S3F	Al	81	87	60	56	66	12	0.847
27	S3F	Al	84	91	60	56	66	12	0.946
28	S3F	CI	87	93	60	56	66	12	1.074
30	S3F	CI	94	97	60	56	66	12	1.169
32	S3F	CI	100	106	65	56	66	12	1.300
36	S3F	CI	113	119	75	56	66	16	1.637
40	S3F	CI	125	131	80	56	66	16	1.999
44	S3	CI	138	-	88	56	66	16	2.386
48	S3	CI	151	-	95	56	66	16	2.830
60	S3	CI	189	-	110	56	66	16	4.366



**Material;**  
Al = Aluminium  
CI = Cast iron (GG25)

## Timing Pilot Bore

**Extra Light (XL) - 1/5" (5.08 mm) pitch**

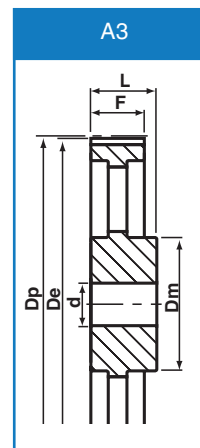
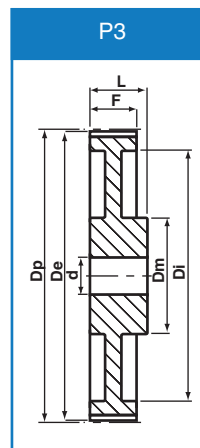
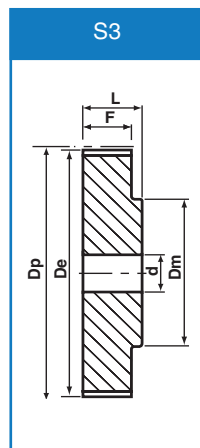
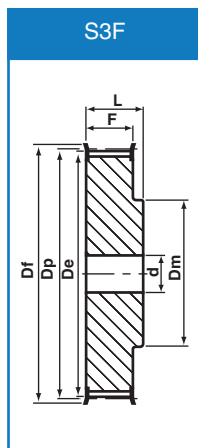
**Light (L) - 3/8" (9.525 mm) pitch**

**XL037 - 3/8" (9.5 mm) wide belts**

**L050 - 1/2" (13 mm) wide belts**

Product	Type	De	Dp	Df	Dm	F	L	d
10-XL-037	S3F	16	16.17	23	10	14.4	20	6
11-XL-037	S3F	17	17.79	23	10	14.4	20	6
12-XL-037	S3F	19	19.40	25	10	14.4	20	6
13-XL-037	S3F	21	21.02	25	10	14.4	20	6
14-XL-037	S3F	22	22.64	28	15	14.4	20	6
15-XL-037	S3F	24	24.26	28	16	14.4	20	6
16-XL-037	S3F	25	25.87	32	20	14.4	20	6
17-XL-037	S3F	27	27.49	32	20	14.4	20	6
18-XL-037	S3F	29	29.11	35	20	14.4	20	6
19-XL-037	S3F	30	30.72	35	24	14.4	22	6
20-XL-037	S3F	32	32.34	38	24	14.4	22	6
21-XL-037	S3F	33	34.96	38	25	14.4	22	6
22-XL-037	S3F	35	35.57	41	25	14.4	22	6
23-XL-037	S3F	37	37.19	41	30	14.4	22	8
24-XL-037	S3F	38	38.81	44	30	14.4	22	8
25-XL-037	S3F	40	40.43	44	30	14.4	22	8
26-XL-037	S3F	42	42.04	48	34	14.4	22	8
27-XL-037	S3F	43	43.66	48	34	14.4	22	8
28-XL-037	S3F	45	45.28	51	38	14.4	22	8
29-XL-037	S3F	47	46.90	51	38	14.4	22	8
30-XL-037	S3F	48	48.51	54	38	14.4	22	8
32-XL-037	S3F	51	51.74	57	38	14.4	25	8
34-XL-037	S3F	54	55.98	61	45	14.4	25	8
35-XL-037	S3F	56	56.60	61	45	14.4	25	8
36-XL-037	S3	58	58.21	-	45	14.4	25	8
38-XL-037	S3	61	61.45	-	45	14.4	25	8
39-XL-037	S3	63	63.06	-	45	14.4	25	8
40-XL-037	S3	64	64.68	-	45	14.4	25	8
42-XL-037	S3	67	67.91	-	45	14.4	25	8
44-XL-037	S3	71	71.15	-	45	14.4	25	8
45-XL-037	S3	72	72.77	-	45	14.4	25	10
48-XL-037	P3	77	77.62	-	45	14.4	25	10
52-XL-037	P3	84	84.08	-	45	14.4	25	10
56-XL-037	P3	90	90.55	-	45	14.4	25	10
57-XL-037	P3	92	92.17	-	45	14.4	25	10
60-XL-037	P3	97	97.02	-	45	14.4	25	10
68-XL-037	P3	109	109.96	-	45	14.4	25	10
70-XL-037	P3	113	113.19	-	45	14.4	25	10
72-XL-037	P3	116	116.42	-	45	14.4	25	10

Product	Type	De	Dp	Df	Dm	F	L	d
10-L-050	S3F	30	30.33	37	20	19	28	8
11-L-050	S3F	33	33.35	37	22	19	30	8
12-L-050	S3F	36	36.37	43	24	19	30	8
13-L-050	S3F	39	39.41	43	28	19	30	8
14-L-050	S3F	42	42.44	48	28	19	30	10
15-L-050	S3F	45	45.48	51	34	19	30	10
16-L-050	S3F	48	48.51	54	36	19	32	10
17-L-050	S3F	51	51.54	57	36	19	32	10
18-L-050	S3F	54	54.59	60	40	19	32	10
19-L-050	S3F	57	57.61	64	40	19	32	10
20-L-050	S3F	60	60.63	67	40	19	32	10
21-L-050	S3F	63	63.68	70	45	19	32	10
22-L-050	S3F	66	66.70	75	45	19	32	10
23-L-050	S3F	69	69.73	79	55	19	32	10
24-L-050	S3F	72	72.77	79	55	19	32	10
25-L-050	S3F	75	75.80	83	58	19	32	10
26-L-050	S3F	78	78.84	86	58	19	32	12
27-L-050	S3F	81	81.86	87	58	19	32	12
28-L-050	S3F	84	84.89	91	58	19	32	12
30-L-050	S3F	90	91.96	97	70	19	32	12
32-L-050	S3F	96	97.03	102	70	19	32	12
33-L-050	S3F	99	100.05	106	70	19	32	12
34-L-050	S3F	102	103.08	112	70	19	32	12
35-L-050	S3F	105	106.12	112	70	19	32	12
36-L-050	S3F	108	109.14	115	70	19	32	12
40-L-050	S3F	121	121.29	128	70	19	32	12
42-L-050	S3F	127	127.34	135	70	19	32	12
44-L-050	S3F	133	133.40	142	70	19	32	12
45-L-050	S3F	136	136.44	142	70	19	32	12
48-L-050	S3F	145	145.54	150	70	19	32	12
50-L-050	A3	151	151.60	-	70	19	32	12
56-L-050	A3	169	169.79	-	70	19	32	14
57-L-050	A3	172	172.82	-	70	19	32	14
60-L-050	A3	181	181.92	-	75	19	42	14
68-L-050	A3	205	206.18	-	75	19	42	14
70-L-050	A3	211	212.24	-	75	19	42	14
72-L-050	A3	218	218.29	-	75	19	42	14
84-L-050	A3	254	254.69	-	75	19	42	14
96-L-050	A3	290	291.06	-	75	19	42	14



All dimensions in millimetres unless otherwise stated. Every effort has been taken to ensure that the data listed in this catalogue is correct. Challenge accepts no liability for any inaccuracies or damage caused

# Timing Pilot Bore

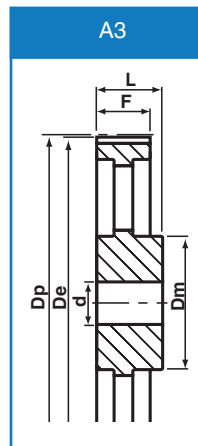
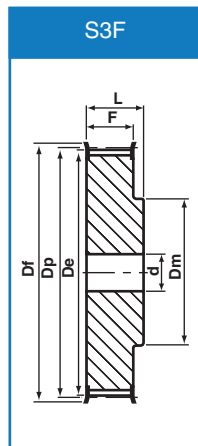
**Light (L) - 3/8" (9.525 mm) pitch**

**L075 - 3/4" (19 mm) wide belts**

Product	Type	De	Dp	Df	Dm	F	L	d
10-L-075	S3F	30	30.33	37	20	25.4	38	8
11-L-075	S3F	33	33.35	37	22	25.4	38	8
12-L-075	S3F	36	36.37	43	24	25.4	38	8
13-L-075	S3F	39	39.41	43	28	25.4	38	8
14-L-075	S3F	42	42.44	48	28	25.4	38	12
15-L-075	S3F	45	45.48	51	34	25.4	38	12
16-L-075	S3F	45	48.51	54	36	25.4	38	12
17-L-075	S3F	51	51.54	57	36	25.4	38	12
18-L-075	S3F	54	54.59	60	40	25.4	38	12
19-L-075	S3F	57	57.61	64	40	25.4	38	12
20-L-075	S3F	60	60.63	67	40	25.4	38	12
21-L-075	S3F	63	63.68	70	45	25.4	38	12
22-L-075	S3F	66	66.70	75	45	25.4	38	12
23-L-075	S3F	69	69.73	79	55	25.4	38	12
24-L-075	S3F	72	72.77	79	55	25.4	38	12
25-L-075	S3F	75	75.80	83	58	25.4	38	12
26-L-075	S3F	78	78.84	86	58	25.4	38	12
27-L-075	S3F	81	81.86	87	58	25.4	38	12
28-L-075	S3F	84	84.89	91	58	25.4	38	12
30-L-075	S3F	90	90.96	97	70	25.4	38	12
32-L-075	S3F	96	97.03	102	70	25.4	38	12
33-L-075	S3F	99	100.05	106	70	25.4	38	12
34-L-075	S3F	102	103.08	112	70	25.4	38	12
35-L-075	S3F	105	106.12	112	70	25.4	38	12
36-L-075	S3F	108	109.14	115	70	25.4	38	12
38-L-075	S3F	114	115.22	120	70	25.4	38	12
40-L-075	S3F	121	121.29	128	70	25.4	38	12
42-L-075	S3F	127	127.34	135	70	25.4	38	12
44-L-075	S3F	133	133.40	142	70	25.4	38	12
45-L-075	S3F	136	136.44	142	70	25.4	38	12
48-L-075	S3F	145	145.54	150	70	25.4	38	12
50-L-075	A3	151	151.60	-	70	25.4	38	14
52-L-075	A3	157	157.66	-	70	25.4	38	14
56-L-075	A3	169	169.79	-	70	25.4	38	14
57-L-075	A3	172	172.82	-	70	25.4	38	14
60-L-075	A3	181	181.92	-	75	25.4	38	14
70-L-075	A3	211	212.23	-	75	25.4	45	14
72-L-075	A3	218	218.29	-	75	25.4	45	14
84-L-075	A3	254	254.69	-	75	25.4	45	14
96-L-075	A3	290	291.06	-	75	25.4	45	14

**L100 - 1" (25 mm) wide belts**

Product	Type	De	Dp	Df	Dm	F	L	d
10-L-100	S3F	30	30.33	37	20	32	45	8
11-L-100	S3F	33	33.35	37	22	32	45	8
12-L-100	S3F	36	36.37	43	24	32	45	8
13-L-100	S3F	39	39.41	43	28	32	45	8
14-L-100	S3F	42	42.44	48	28	32	45	12
15-L-100	S3F	45	45.48	51	34	32	45	12
16-L-100	S3F	48	48.51	54	36	32	45	12
17-L-100	S3F	51	51.54	57	36	32	45	12
18-L-100	S3F	54	54.59	60	40	32	45	12
19-L-100	S3F	57	57.61	64	40	32	45	12
20-L-100	S3F	60	60.63	67	40	32	45	12
21-L-100	S3F	63	63.68	70	45	32	45	14
22-L-100	S3F	66	66.70	75	45	32	45	14
23-L-100	S3F	69	69.73	79	55	32	45	14
24-L-100	S3F	72	72.77	79	55	32	45	14
25-L-100	S3F	75	75.80	83	58	32	45	14
26-L-100	S3F	78	78.84	86	58	32	45	14
27-L-100	S3F	81	81.86	87	58	32	45	14
28-L-100	S3F	84	84.89	91	58	32	45	14
30-L-100	S3F	90	90.96	97	70	32	45	14
32-L-100	S3F	96	97.03	102	70	32	45	14
33-L-100	S3F	99	100.05	106	70	32	45	14
34-L-100	S3F	102	103.08	112	70	32	45	14
35-L-100	S3F	105	106.12	112	70	32	45	14
36-L-100	S3F	108	109.14	115	70	32	45	14
40-L-100	S3F	121	121.29	128	70	32	45	14
42-L-100	S3F	127	127.34	135	70	32	45	14
44-L-100	S3F	133	133.40	142	70	32	45	14
45-L-100	S3F	136	136.44	142	70	32	45	14
48-L-100	S3F	145	145.54	150	70	32	45	14
50-L-100	A3	151	151.60	-	70	32	45	14
52-L-100	A3	157	157.66	-	70	32	45	14
56-L-100	A3	169	169.79	-	70	32	45	14
57-L-100	A3	172	172.82	-	70	32	45	14
60-L-100	A3	181	181.92	-	75	32	45	14
68-L-100	A3	205	206.17	-	75	32	45	14
72-L-100	A3	218	218.29	-	75	32	45	14
84-L-100	A3	254	254.69	-	75	32	45	14
96-L-100	A3	290	291.06	-	75	32	45	14



## Timing Pilot Bore

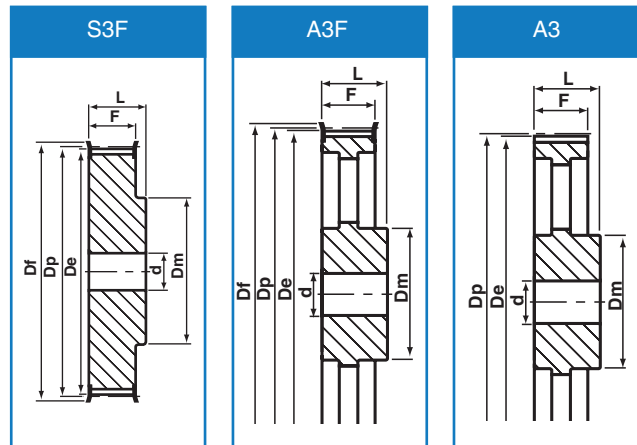
### Heavy (H) - 1/2" (12.7 mm) pitch

#### H075 - 3/4" (19 mm) wide belts

Product	Type	De	Dp	Df	Dm	F	L	d
14-H-075	S3F	55	56.59	64	40	25.5	40	12
15-H-075	S3F	59	60.64	70	45	25.5	40	12
16-H-075	S3F	63	64.67	70	45	25.5	40	12
17-H-075	S3F	67	68.72	75	45	25.5	40	12
18-H-075	S3F	71	72.77	79	55	25.5	40	12
19-H-075	S3F	75	76.81	83	60	25.5	40	12
20-H-075	S3F	79	80.85	86	62	25.5	40	12
21-H-075	S3F	84	84.89	91	65	25.5	40	12
22-H-075	S3F	88	88.93	94	68	25.5	40	12
23-H-075	S3F	92	92.98	97	72	25.5	40	12
24-H-075	S3F	96	97.03	102	72	25.5	40	12
25-H-075	S3F	100	101.06	106	72	25.5	40	12
26-H-075	S3F	104	105.11	112	80	25.5	40	12
27-H-075	S3F	108	109.15	115	80	25.5	40	12
28-H-075	S3F	112	113.18	120	80	25.5	40	12
30-H-075	S3F	112	121.29	128	80	25.5	40	12
32-H-075	S3F	128	129.30	135	80	25.5	40	12
33-H-075	S3F	132	133.40	142	80	25.5	40	12
34-H-075	S3F	136	137.45	150	80	25.5	40	12
35-H-075	S3F	140	141.49	150	80	25.5	40	12
36-H-075	S3F	144	145.54	150	80	25.5	40	12
38-H-075	S3F	152	153.62	158	80	25.5	40	12
40-H-075	S3F	160	161.70	168	80	25.5	40	12
42-H-075	S3F	168	169.79	184	80	25.5	40	12
44-H-075	A3	177	177.88	-	80	25.5	40	14
48-H-075	A3	193	194.03	-	90	25.5	45	14
50-H-075	A3	201	202.13	-	90	25.5	45	14

#### H100 - 1" (25 mm) wide belts

Product	Type	De	Dp	Df	Dm	F	L	d
14-H-100	S3F	55	56.59	64	40	32	45	12
15-H-100	S3F	59	60.64	70	45	32	45	12
16-H-100	S3F	63	64.67	70	45	32	45	12
17-H-100	S3F	67	68.72	75	45	32	45	12
18-H-100	S3F	71	72.77	79	55	32	45	12
19-H-100	S3F	75	76.81	83	60	32	45	14
20-H-100	S3F	79	80.85	86	62	32	45	14
21-H-100	S3F	84	84.89	91	65	32	45	14
22-H-100	S3F	88	88.93	94	68	32	45	14
23-H-100	S3F	92	92.98	97	72	32	45	14
24-H-100	S3F	96	97.03	102	72	32	45	14
25-H-100	S3F	100	101.06	106	72	32	45	14
26-H-100	S3F	104	105.11	112	80	32	45	14
27-H-100	S3F	108	109.15	115	80	32	45	14
28-H-100	S3F	112	113.18	120	80	32	45	14
29-H-100	S3F	116	117.23	120	80	32	45	14
30-H-100	S3F	120	121.29	128	80	32	45	14
32-H-100	S3F	128	129.30	135	80	32	45	14
33-H-100	S3F	132	133.40	142	80	32	45	14
34-H-100	S3F	136	137.45	150	80	32	45	14
35-H-100	S3F	140	141.49	150	80	32	45	14
36-H-100	S3F	144	145.54	150	80	32	45	14
38-H-100	S3F	152	153.62	158	80	32	45	14
40-H-100	S3F	160	161.70	168	80	32	45	14
42-H-100	S3F	168	169.79	184	80	32	45	14
44-H-100	A3F	177	177.88	184	80	32	50	14
45-H-100	A3F	181	181.91	192	80	32	50	14
48-H-100	A3F	193	194.03	200	90	32	50	14
50-H-100	A3	201	202.13	-	90	32	50	20
52-H-100	A3	209	210.21	-	90	32	50	20
57-H-100	A3	229	230.42	-	90	32	50	20
58-H-100	A3	233	234.47	-	90	32	50	20
60-H-100	A3	241	242.55	-	120	32	50	20
68-H-100	A3	274	274.90	-	120	32	55	20
70-H-100	A3	282	282.98	-	120	32	55	20
72-H-100	A3	290	291.06	-	120	32	55	20
84-H-100	A3	338	339.57	-	120	32	55	20
96-H-100	A3	387	388.09	-	120	32	60	20
120-H-100	A3	484	485.12	-	120	32	60	20
156-H-100	A3	629	630.64	-	120	32	60	20



All dimensions in millimetres unless otherwise stated. Every effort has been taken to ensure that the data listed in this catalogue is correct. Challenge accepts no liability for any inaccuracies or damage caused

# Timing Pilot Bore

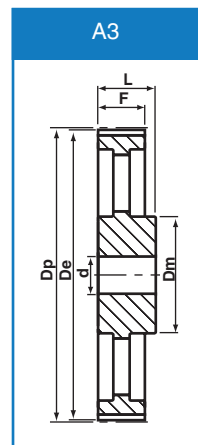
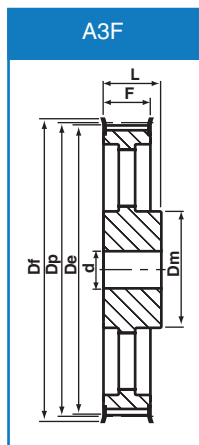
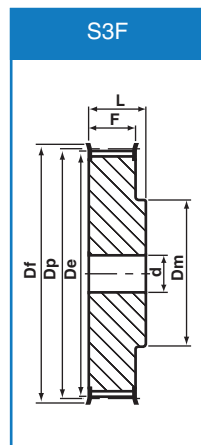
**Heavy (H) - 1/2" (12.7 mm) pitch**

**H150 - 1.1/2" (38 mm) wide belts**

Product	Type	De	Dp	Df	Dm	F	L	d
14-H-150	S3F	55	56.59	64	42	46	58	20
15-H-150	S3F	59	60.64	70	45	46	58	20
16-H-150	S3F	63	64.67	70	45	46	58	20
17-H-150	S3F	67	68.72	75	45	46	58	20
18-H-150	S3F	71	72.77	79	55	46	58	20
19-H-150	S3F	75	76.81	82	60	46	58	20
20-H-150	S3F	79	80.85	86	62	46	58	20
21-H-150	S3F	84	84.89	91	65	46	58	20
22-H-150	S3F	88	88.93	94	68	46	58	20
23-H-150	S3F	92	92.98	97	72	46	58	20
24-H-150	S3F	96	97.03	102	72	46	58	20
25-H-150	S3F	100	101.06	106	72	46	58	20
26-H-150	S3F	104	105.11	112	80	46	58	20
27-H-150	S3F	108	109.15	115	80	46	58	20
28-H-150	S3F	112	113.18	120	80	46	58	20
29-H-150	S3F	116	117.23	120	80	46	58	20
30-H-150	S3F	120	121.29	128	80	46	58	20
32-H-150	S3F	128	129.30	135	80	46	58	20
33-H-150	S3F	132	133.40	142	80	46	58	20
34-H-150	S3F	136	137.45	150	80	46	58	20
35-H-150	S3F	140	141.49	150	80	46	58	20
36-H-150	S3F	144	145.54	150	80	46	58	20
38-H-150	S3F	152	153.62	158	80	46	58	20
40-H-150	S3F	160	161.70	168	80	46	58	20
42-H-150	S3F	168	169.79	184	80	46	58	20
45-H-150	A3F	181	181.91	192	80	46	58	20
48-H-150	A3F	193	194.03	200	90	46	58	20
50-H-150	A3	201	202.13	-	90	46	65	20
52-H-150	A3	209	210.21	-	90	46	65	20
57-H-150	A3	229	230.43	-	90	46	65	20
58-H-150	A3	233	234.47	-	90	46	65	20
60-H-150	A3	241	242.55	-	120	46	65	20
68-H-150	A3	274	274.91	-	120	46	65	25
70-H-150	A3	281	282.98	-	120	46	65	25
72-H-150	A3	290	291.06	-	120	46	65	25
84-H-150	A3	338	339.57	-	120	46	65	25
96-H-150	A3	387	388.09	-	120	46	65	25
120-H-150	A3	484	485.12	-	120	46	65	25
156-H-100	A3	629	630.64	-	120	46	65	25

**H200 - 2" (51 mm) wide belts**

Product	Type	De	Dp	Df	Dm	F	L	d
14-H-200	S3F	55	56.59	64	42	58	70	20
15-H-200	S3F	59	60.64	70	45	58	70	20
16-H-200	S3F	63	64.67	70	45	58	70	20
17-H-200	S3F	67	68.72	75	45	58	70	20
18-H-200	S3F	71	72.77	79	55	58	70	20
19-H-200	S3F	75	76.81	82	60	58	70	20
20-H-200	S3F	79	80.85	86	62	58	70	20
21-H-200	S3F	84	84.89	91	65	58	70	20
22-H-200	S3F	88	88.93	94	68	58	70	20
23-H-200	S3F	92	92.98	97	72	58	70	20
24-H-200	S3F	96	97.03	102	72	58	70	20
25-H-200	S3F	100	101.06	106	72	58	70	20
26-H-200	S3F	104	105.11	112	80	58	70	20
27-H-200	S3F	108	109.15	115	80	58	70	20
28-H-200	S3F	112	113.18	120	80	58	70	20
29-H-200	S3F	116	117.23	120	80	58	70	20
30-H-200	S3F	120	121.29	128	80	58	70	20
32-H-200	S3F	128	129.30	135	80	58	70	20
33-H-200	S3F	132	133.40	142	80	58	70	20
34-H-200	S3F	136	137.45	150	80	58	70	20
35-H-200	S3F	140	141.49	150	80	58	70	20
36-H-200	S3F	144	145.54	150	80	58	70	20
38-H-200	S3F	152	153.62	158	80	58	70	20
40-H-200	S3F	160	161.70	168	80	58	70	20
42-H-200	S3F	168	169.79	184	80	58	70	20
44-H-200	A3F	177	177.88	184	80	58	70	20
45-H-200	A3F	181	181.91	192	80	58	70	20
48-H-200	A3F	193	194.03	200	90	58	75	25
50-H-200	A3	201	202.13	-	90	58	75	25
52-H-200	A3	209	210.21	-	90	58	75	25
57-H-200	A3	229	230.42	-	90	58	75	25
58-H-200	A3	233	234.47	-	90	58	75	25
60-H-200	A3	241	242.55	-	120	58	75	25
68-H-200	A3	274	274.90	-	120	58	75	28
70-H-200	A3	282	282.98	-	120	58	75	28
72-H-200	A3	290	291.06	-	120	58	75	28
84-H-200	A3	338	339.57	-	120	58	75	28
96-H-200	A3	387	388.09	-	120	58	75	28
120-H-200	A3	484	485.12	-	120	58	75	28
156-H-100	A3	629	630.64	-	120	58	75	28



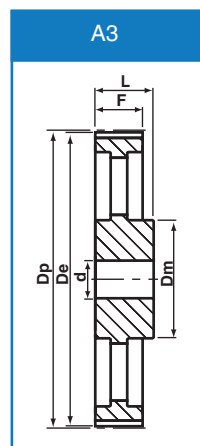
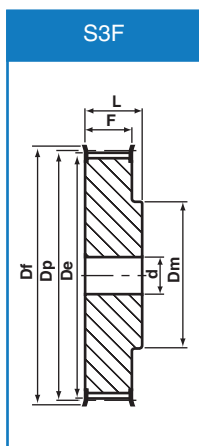


# Timing Pilot Bore

Heavy (H) - 1/2" (12.7 mm) pitch

H300 - 3" (76 mm) wide belts

Product	Type	De	Dp	Df	Dm	F	L	d
14-H-300	S3F	55	56.59	64	42	86	100	20
15-H-300	S3F	59	60.64	70	45	86	100	20
16-H-300	S3F	63	64.67	70	45	86	100	20
17-H-300	S3F	67	68.72	75	45	86	100	20
18-H-300	S3F	71	72.77	79	55	86	100	20
19-H-300	S3F	75	76.81	83	60	86	100	20
20-H-300	S3F	79	80.85	86	62	86	100	20
21-H-300	S3F	84	84.89	91	65	86	100	20
22-H-300	S3F	88	88.93	94	68	86	100	20
23-H-300	S3F	92	92.98	97	72	86	100	20
24-H-300	S3F	96	97.03	102	72	86	100	20
25-H-300	S3F	100	101.06	106	72	86	100	20
26-H-300	S3F	104	105.11	112	80	86	100	20
27-H-300	S3F	108	109.15	115	80	86	100	20
28-H-300	S3F	112	113.18	120	80	86	100	20
30-H-300	S3F	120	121.29	128	80	86	100	20
32-H-300	S3F	128	129.30	135	80	86	100	20
33-H-300	S3F	132	133.40	142	80	86	100	20
34-H-300	S3F	136	137.45	150	80	86	100	20
35-H-300	S3F	140	141.49	150	80	86	100	25
36-H-300	S3F	144	145.54	150	80	86	100	25
38-H-300	S3F	152	153.62	158	80	86	100	25
40-H-300	S3F	160	161.70	168	80	86	100	25
42-H-300	S3F	168	169.79	184	80	86	100	25
44-H-300	A3	177	177.88	-	90	86	100	25
45-H-300	A3	181	181.91	-	90	86	100	25
48-H-300	A3	193	194.03	-	90	86	100	25
50-H-300	A3	201	202.13	-	90	86	100	25
52-H-300	A3	209	210.21	-	90	86	100	25
57-H-300	A3	229	230.47	-	90	86	100	25
58-H-300	A3	233	234.47	-	90	86	100	25
60-H-300	A3	241	242.55	-	120	86	100	25
70-H-300	A3	282	282.98	-	120	86	100	30
72-H-300	A3	290	291.06	-	120	86	100	30
84-H-300	A3	338	339.57	-	120	86	100	30
96-H-300	A3	387	388.09	-	120	86	100	30
120-H-300	A3	484	485.12	-	120	86	100	30
150-H-300	A3	605	606.38	-	120	86	100	30
156-H-300	A3	629	630.64	-	120	86	100	30

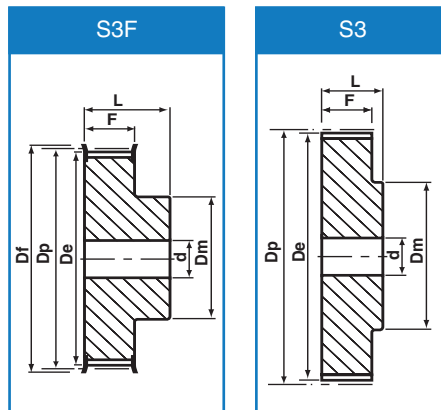


All dimensions in millimetres unless otherwise stated. Every effort has been taken to ensure that the data listed in this catalogue is correct. Challenge accepts no liability for any inaccuracies or damage caused

## HTD® Pilot Bore

### 5mm Pitch 5M-09 (9mm Wide Belt)

Product Designation	Number of teeth	Type	De	Dp	Df	Dm	F	L	d	Weight kg
12-5M-09	12	S3F	18	19.10	23	13	15	20.0	6	0.02
14-5M-09	14	S3F	21	22.28	25	14	15	20.0	6	0.03
15-5M-09	15	S3F	23	23.87	28	16	15	20.0	6	0.04
16-5M-09	16	S3F	24	25.46	28	17	15	20.0	6	0.05
18-5M-09	18	S3F	28	28.65	32	20	15	20.0	6	0.07
20-5M-09	20	S3F	31	31.83	37	23	15	22.5	6	0.09
21-5M-09	21	S3F	32	33.42	38	24	15	22.5	6	0.11
22-5M-09	22	S3F	34	35.01	38	26	15	22.5	6	0.11
24-5M-09	24	S3F	37	38.20	43	27	15	22.5	6	0.14
26-5M-09	26	S3F	40	41.38	44	30	15	22.5	6	0.17
28-5M-09	28	S3F	43	44.56	48	31	15	22.5	6	0.20
30-5M-09	30	S3F	47	47.75	51	35	15	22.5	6	0.23
32-5M-09	32	S3F	50	50.93	54	38	15	22.5	8	0.27
36-5M-09	36	S3F	56	57.30	60	38	15	22.5	8	0.32
40-5M-09	40	S3F	63	63.66	70	38	15	22.5	8	0.40
44-5M-09	44	S3	69	70.03	-	38	15	25.5	8	0.17
48-5M-09	48	S3	75	76.39	-	45	15	25.5	8	0.18
60-5M-09	60	S3	94	95.49	-	45	15	25.5	8	0.23
72-5M-09	72	S3	113	114.59	-	45	15	25.5	8	0.27



### 5mm Pitch 5M-15 (15mm Wide Belt)

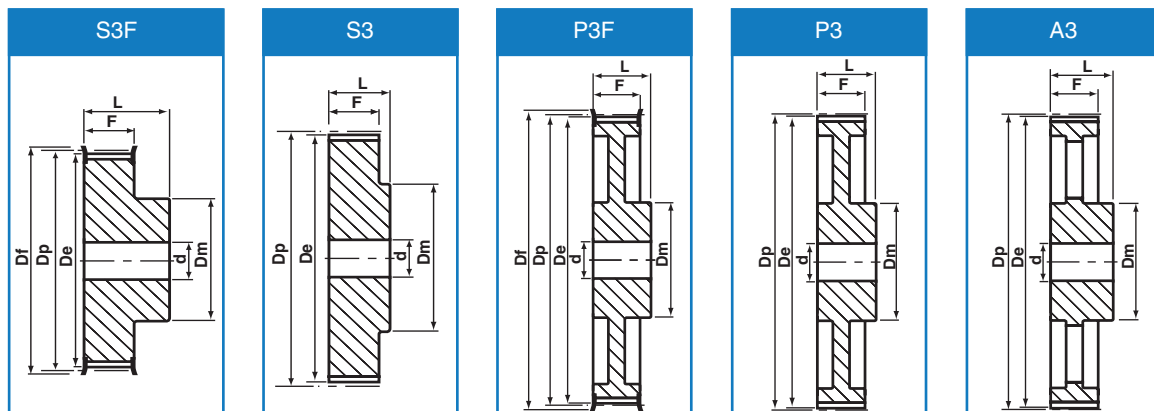
Product Designation	Number of teeth	Type	De	Dp	Df	Dm	F	L	d	Weight kg
12-5M-15	12	S3F	18	19.10	23	13	21	26	6	0.03
14-5M-15	14	S3F	21	22.28	25	14	21	26	6	0.04
15-5M-15	15	S3F	23	23.87	28	16	21	26	6	0.05
16-5M-15	16	S3F	24	25.45	28	17	21	26	6	0.06
18-5M-15	18	S3F	28	28.65	32	20	21	26	6	0.08
20-5M-15	20	S3F	31	31.83	37	23	21	26	6	0.11
21-5M-15	21	S3F	32	33.42	38	24	21	26	6	0.13
22-5M-15	22	S3F	34	35.01	38	26	21	26	6	0.14
24-5M-15	24	S3F	37	38.20	43	27	21	28	6	0.18
26-5M-15	26	S3F	40	41.38	44	30	21	28	6	0.22
28-5M-15	28	S3F	43	44.56	48	31	21	28	6	0.25
30-5M-15	30	S3F	47	47.75	51	35	21	28	6	0.30
32-5M-15	32	S3F	50	50.93	54	38	21	28	8	0.35
36-5M-15	36	S3F	56	57.30	60	38	21	28	8	0.42
40-5M-15	40	S3F	63	63.66	70	38	21	28	8	0.52
44-5M-15	44	S3	69	70.03	-	38	20	30	8	0.22
48-5M-15	48	S3	75	76.39	-	38	20	30	8	0.28
60-5M-15	60	S3	94	95.49	-	50	20	30	8	0.30
72-5M-15	72	S3	113	114.59	-	50	20	30	8	0.36

Every effort has been taken to ensure that the data listed in this catalogue is correct. Challenge accepts no liability for any inaccuracies or damage caused. All dimensions in millimetres unless otherwise stated.

## HTD® Pilot Bore

### 5mm Pitch 5M-25 (25mm Wide Belt)

Product Designation	Number of teeth	Type	De	Dp	Df	Dm	F	L	d	Weight kg
12-5M-25	12	S3F	18	19.10	23	13	31	36	6	0.05
14-5M-25	14	S3F	21	22.28	25	14	31	36	6	0.07
15-5M-25	15	S3F	23	23.87	28	16	31	36	6	0.08
16-5M-25	16	S3F	24	25.45	28	17	31	36	6	0.10
18-5M-25	18	S3F	28	28.65	32	20	31	36	6	0.12
20-5M-25	20	S3F	31	31.83	37	23	31	36	6	0.16
21-5M-25	21	S3F	32	33.42	38	24	31	38	6	0.19
22-5M-25	22	S3F	34	35.01	38	26	31	38	6	0.21
24-5M-25	24	S3F	37	38.20	43	27	31	38	6	0.25
26-5M-25	26	S3F	40	41.38	44	30	31	38	6	0.30
28-5M-25	28	S3F	43	44.56	48	31	31	38	6	0.35
30-5M-25	30	S3F	47	47.75	51	35	31	38	6	0.42
32-5M-25	32	S3F	50	50.93	54	38	31	38	8	0.48
36-5M-25	36	S3F	56	57.30	60	39	31	38	8	0.59
40-5M-25	40	S3F	63	63.66	70	38	31	38	8	0.74
44-5M-25	44	S3	69	70.03	-	38	31	40	8	0.32
48-5M-25	48	S3	75	76.39	-	38	31	40	8	0.28
60-5M-25	60	S3	94	95.49	-	50	31	40	8	0.44
72-5M-25	72	S3	113	114.59	-	50	31	40	8	0.53



### 8mm Pitch 8M-20 (20mm Wide Belt)

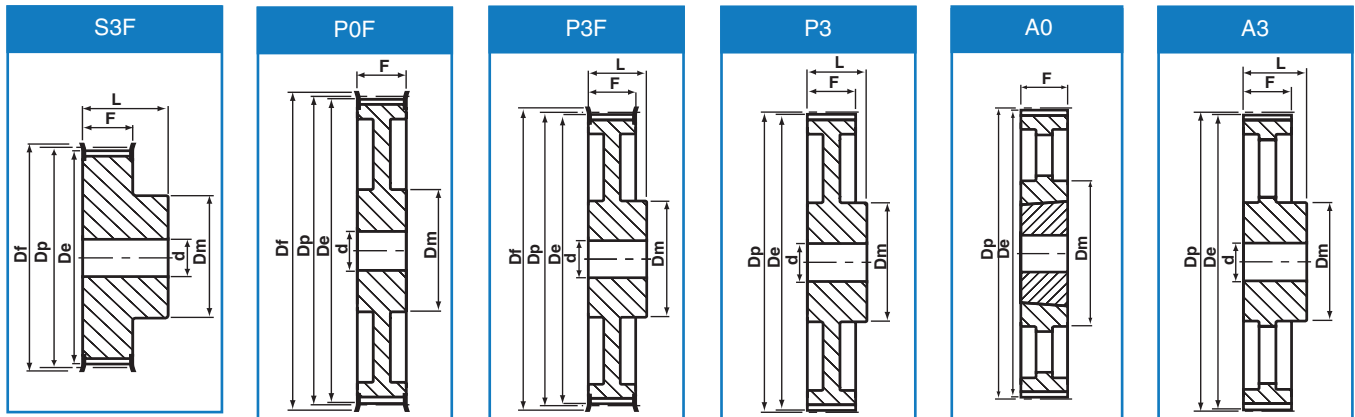
Product Designation	Number of teeth	Type	De	Dp	Df	Dm	Di	F	L	d	Weight kg
22-8M-20	22	S3F	55	56.02	60	43	-	28	38	12	0.54
24-8M-20	24	S3F	60	61.12	67	45	-	28	38	12	0.65
26-8M-20	26	S3F	65	66.21	70	50	-	28	38	12	0.80
28-8M-20	28	S3F	70	71.30	75	50	-	28	38	16	0.87
30-8M-20	30	S3F	75	76.39	83	55	-	28	38	16	1.02
32-8M-20	32	S3F	80	81.49	87	60	-	28	38	16	1.20
34-8M-20	34	S3F	85	86.58	91	70	-	28	38	16	1.40
36-8M-20	36	S3F	90	91.67	97	70	-	28	38	16	1.55
38-8M-20	38	S3F	95	96.77	102	75	-	28	38	16	1.65
40-8M-20	40	S3F	100	101.86	106	75	-	28	38	16	1.74
44-8M-20	44	S3F	111	112.05	120	75	-	28	38	16	2.10
48-8M-20	48	S3F	121	122.23	128	75	-	28	38	16	2.44
56-8M-20	56	P3F	141	142.60	150	80	117	28	38	16	2.60
64-8M-20	64	P3F	162	162.97	168	80	137	28	38	16	2.90
72-8M-20	72	P3F	182	183.35	192	80	158	28	38	16	3.10
80-8M-20	80	P3	202	203.72	-	90	180	28	38	16	3.80
90-8M-20	90	P3	228	229.18	-	90	204	28	38	16	4.20
112-8M-20	112	A3	284	285.21	-	90	260	28	38	16	5.20
144-8M-20	144	A3	365	366.69	-	90	341	28	38	20	7.50
168-8M-20	168	A3	426	427.81	-	100	402	28	38	20	10.00
192-8M-20	192	A3	488	488.92	-	100	463	28	38	20	14.40

All dimensions in millimetres unless otherwise stated. Every effort has been taken to ensure that the data listed in this catalogue is correct. Challenge accepts no liability for any inaccuracies or damage caused

## HTD® Pilot Bore

### 8mm Pitch 8M-30 (30mm Wide Belt)

Product Designation	Number of teeth	Type	De	Dp	Df	Dm	Di	F	L	d	Weight kg
22-8M-30	22	S3F	55	56.02	60	43	-	38	48	12	0.69
24-8M-30	24	S3F	60	61.12	67	45	-	38	48	12	0.84
26-8M-30	26	S3F	65	66.21	70	50	-	38	48	12	1.00
28-8M-30	28	S3F	70	71.30	75	50	-	38	48	16	1.12
30-8M-30	30	S3F	75	76.39	83	55	-	38	48	16	1.32
32-8M-30	32	S3F	80	81.49	87	60	-	38	48	16	1.53
34-8M-30	34	S3F	85	86.58	91	70	-	38	48	16	1.80
36-8M-30	36	S3F	90	91.67	97	70	-	38	48	16	1.99
38-8M-30	38	S3F	95	96.77	102	75	-	38	48	16	2.27
40-8M-30	40	S3F	100	101.86	106	75	-	38	48	16	2.40
44-8M-30	44	S3F	111	112.05	120	75	-	38	48	16	2.80
48-8M-30	48	S3F	121	122.23	128	75	-	38	48	16	3.20
56-8M-30	56	P3F	141	142.60	150	80	117	38	48	16	3.60
64-8M-30	64	P3F	162	162.97	168	80	138	38	48	16	4.30
72-8M-30	72	P3F	182	183.35	192	80	158	38	48	16	4.80
80-8M-30	80	P3	202	203.72	-	90	180	38	48	16	5.10
90-8M-30	90	P3	228	229.18	-	90	204	38	48	16	5.70
112-8M-30	112	A3	284	285.21	-	90	260	38	48	16	6.80
144-8M-30	144	A3	365	366.69	-	90	341	38	48	20	9.30
168-8M-30	168	A3	426	427.81	-	100	402	38	48	20	11.40
192-8M-30	192	A3	488	488.92	-	100	463	38	48	20	16.00



### 8mm Pitch 8M-50 (50mm Wide Belt)

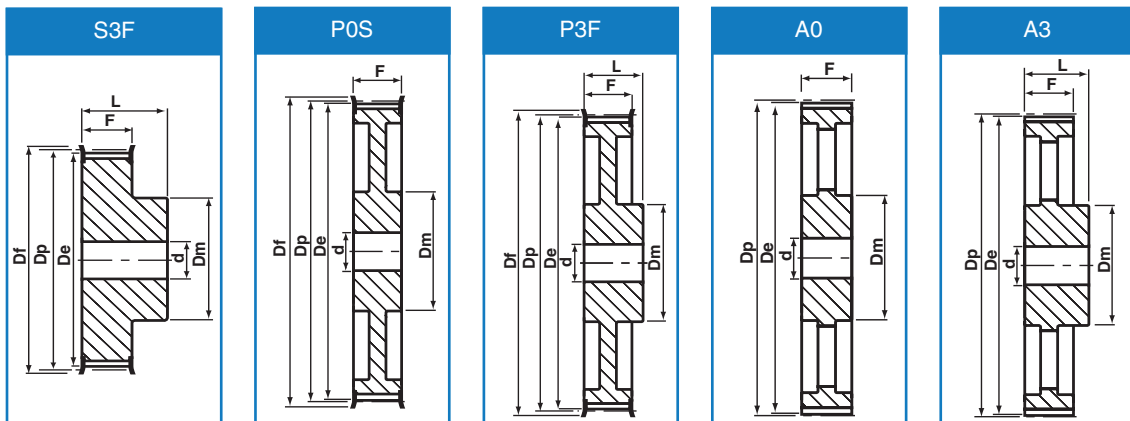
Product Designation	Number of teeth	Type	De	Dp	Df	Dm	Di	F	L	d	Weight kg
22-8M-50	22	S3F	55	56.02	60	43	-	60	70	12	1.00
24-8M-50	24	S3F	60	61.12	67	45	-	60	70	12	1.23
26-8M-50	26	S3F	65	66.21	70	50	-	60	70	12	1.50
28-8M-50	28	S3F	70	71.30	75	50	-	60	70	16	1.67
30-8M-50	30	S3F	75	76.39	83	55	-	60	70	16	1.97
32-8M-50	32	S3F	80	81.49	87	60	-	60	70	16	2.27
34-8M-50	34	S3F	85	86.58	91	70	-	60	70	16	2.69
36-8M-50	36	S3F	90	91.67	97	70	-	60	70	16	2.97
38-8M-50	38	S3F	95	96.77	102	75	-	60	70	16	3.23
40-8M-50	40	S3F	100	101.86	106	75	-	60	70	18	3.50
44-8M-50	44	S3F	111	112.05	120	75	-	60	70	18	3.90
48-8M-50	48	S3F	121	122.23	128	80	-	60	70	18	4.30
56-8M-50	56	P0F	141	142.60	150	90	117	60	60	18	5.00
64-8M-50	64	P0F	162	162.97	168	100	137	60	60	18	5.60
72-8M-50	72	P0F	182	183.35	192	100	158	60	60	18	6.80
80-8M-50	80	A0	202	203.72	-	110	180	60	60	18	6.90
90-8M-50	90	A0	228	229.18	-	110	204	60	60	18	8.60
112-8M-50	112	A0	284	285.21	-	110	260	60	60	18	9.60
144-8M-50	144	A0	365	366.69	-	110	341	60	60	20	13.80
168-8M-50	168	A0	426	427.81	-	120	402	60	60	20	16.00
192-8M-50	192	A0	488	488.92	-	130	463	60	60	20	22.40

Every effort has been taken to ensure that the data listed in this catalogue is correct. Challenge accepts no liability for any inaccuracies or damage caused. All dimensions in millimetres unless otherwise stated.

## HTD<sup>®</sup> Pilot Bore

### 8mm Pitch 8M-85 (85mm Wide Belt)

Product Designation	Number of teeth	Type	De	Dp	Df	Dm	Di	F	L	d	Weight kg
22-8M-85	22	S3F	55	56.02	60	43	-	95	105	12	1.55
24-8M-85	24	S3F	60	61.12	67	45	-	95	105	12	1.90
26-8M-85	26	S3F	65	66.21	70	50	-	95	105	12	2.25
28-8M-85	28	S3F	70	71.30	75	50	-	95	105	16	2.55
30-8M-85	30	S3F	75	76.39	83	55	-	95	105	16	3.00
32-8M-85	32	S3F	80	81.49	87	60	-	95	105	16	3.57
34-8M-85	34	S3F	85	86.58	91	70	-	95	105	16	4.00
36-8M-85	36	S3F	90	91.67	97	70	-	95	105	16	4.50
38-8M-85	38	S3F	95	96.77	102	75	-	95	105	16	4.90
40-8M-85	40	S3F	100	101.86	106	75	-	95	105	16	5.20
44-8M-85	44	S3F	111	112.05	120	75	-	95	105	18	6.60
48-8M-85	48	S3F	121	122.23	128	80	-	95	105	18	7.60
56-8M-85	56	S3F	141	142.60	150	90	-	95	105	18	9.80
64-8M-85	64	P0F	162	162.97	168	100	137	95	95	20	10.40
72-8M-85	72	P0F	182	183.35	192	100	158	95	95	20	11.40
80-8M-85	80	A0	202	203.72	-	110	180	95	95	20	13.20
90-8M-85	90	A0	228	229.18	-	110	204	95	95	20	16.30
112-8M-85	112	A0	284	285.21	-	110	260	95	95	25	21.50
144-8M-85	144	A0	365	366.69	-	110	341	95	95	25	23.60
168-8M-85	168	A0	426	427.81	-	120	402	95	95	25	26.10
192-8M-85	192	A0	488	488.92	-	130	463	95	95	25	30.60



### 14mm Pitch 14M-40 (40mm Wide Belt)

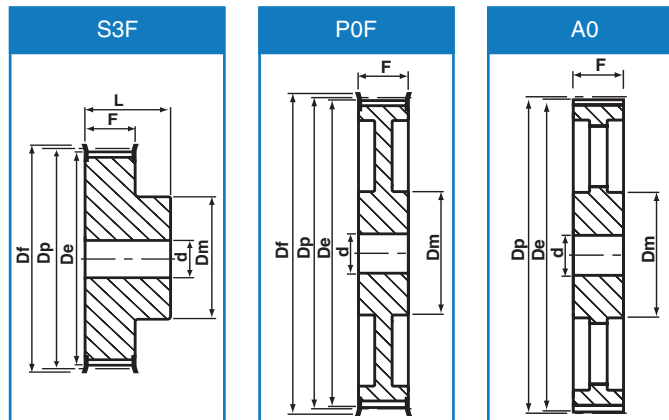
Product Designation	Number of teeth	Type	De	Dp	Df	Dm	Di	F	L	d	Weight kg
28-14M-40	28	S3F	122	124.78	128	100	-	54	69	24	4.73
29-14M-40	29	S3F	127	129.23	142	100	-	54	69	24	5.09
30-14M-40	30	S3F	131	133.69	142	100	-	54	69	24	5.45
32-14M-40	32	S3F	140	142.60	158	100	-	54	69	24	6.17
34-14M-40	34	S3F	149	151.52	158	100	-	54	69	24	6.88
36-14M-40	36	S3F	158	160.43	168	100	-	54	69	24	7.60
38-14M-40	38	S3F	167	169.34	184	120	-	54	69	24	8.28
40-14M-40	40	S3F	175	178.25	192	120	-	54	69	24	9.26
44-14M-40	44	S3F	193	196.08	211	120	-	54	69	24	10.32
48-14M-40	48	P3F	211	213.90	226	135	172	54	69	24	11.50
56-14M-40	56	P3F	247	249.55	265	135	207	54	69	28	13.05
64-14M-40	64	P3F	282	285.21	296	135	242	54	69	28	14.40
72-14M-40	72	A3	318	320.86	-	135	278	54	69	28	16.90
80-14M-40	80	A3	354	356.51	-	135	314	54	69	28	18.50
90-14M-40	90	A3	398	401.07	-	135	358	54	69	28	20.00
112-14M-40	112	A3	496	499.11	-	135	456	54	69	28	26.70
144-14M-40	144	A3	639	641.71	-	135	600	54	69	28	35.00
168-14M-40	168	A3	746	748.66	-	135	706	54	69	28	44.20
192-14M-40	192	A3	853	855.62	-	135	813	54	69	28	52.20
216-14M-40	216	A3	960	962.57	-	150	920	54	69	28	60.00

All dimensions in millimetres unless otherwise stated. Every effort has been taken to ensure that the data listed in this catalogue is correct. Challenge accepts no liability for any inaccuracies or damage caused

## HTD® Pilot Bore

### 14mm Pitch 14M-55 (55mm Wide Belt)

Product Designation	Number of teeth	Type	De	Dp	Df	Dm	Di	F	L	d	Weight kg
28-14M-55	28	S3F	122	124.78	128	100	-	70	85	24	5.60
29-14M-55	29	S3F	127	129.23	142	100	-	70	85	24	6.10
30-14M-55	30	S3F	131	133.69	142	100	-	70	85	24	6.60
32-14M-55	32	S3F	140	142.60	158	100	-	70	85	24	7.60
34-14M-55	34	S3F	149	151.52	158	100	-	70	85	24	8.60
36-14M-55	36	S3F	158	160.43	168	100	-	70	85	24	9.60
38-14M-55	38	S3F	167	169.34	184	120	-	70	85	24	10.80
40-14M-55	40	S3F	175	178.25	192	120	-	70	85	24	11.20
44-14M-55	44	S3F	193	196.08	211	120	-	70	85	24	12.50
48-14M-55	48	P0F	211	213.90	226	135	172	70	70	24	13.70
56-14M-55	56	P0F	247	249.55	265	135	207	70	70	28	14.50
64-14M-55	64	P0F	282	285.21	296	135	242	70	70	28	15.60
72-14M-55	72	A0	318	320.86	-	135	278	70	70	28	16.90
80-14M-55	80	A0	354	356.51	-	135	314	70	70	28	20.00
90-14M-55	90	A0	398	401.07	-	135	358	70	70	28	22.60
112-14M-55	112	A0	496	499.11	-	135	456	70	70	28	29.50
144-14M-55	144	A0	639	641.71	-	135	600	70	70	28	39.00
168-14M-55	168	A0	746	748.66	-	135	706	70	70	28	48.50
192-14M-55	192	A0	853	855.62	-	135	813	70	70	28	57.80
216-14M-55	216	A0	960	962.57	-	150	920	70	70	28	67.00



### 14mm Pitch 14M-85 (85mm Wide Belt)

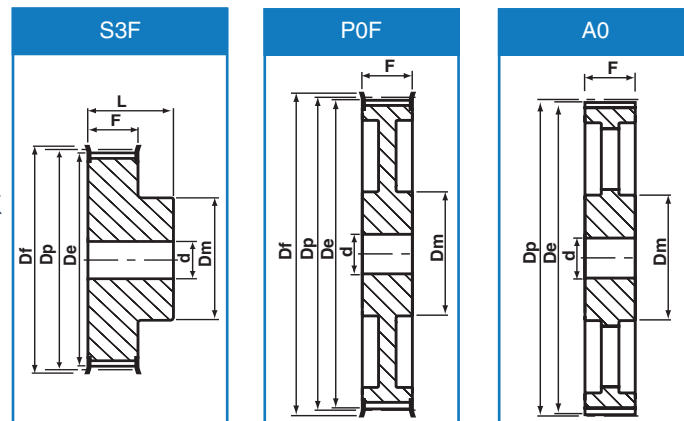
Product Designation	Number of teeth	Type	De	Dp	Df	Dm	Di	F	L	d	Weight kg
28-14M-85	28	S3F	122	124.78	128	100	-	102	117	24	7.70
29-14M-85	29	S3F	127	129.23	142	100	-	102	117	24	8.40
30-14M-85	30	S3F	131	133.69	142	100	-	102	117	24	9.10
32-14M-85	32	S3F	140	142.60	158	100	-	102	117	24	10.50
34-14M-85	34	S3F	149	151.52	158	100	-	102	117	24	11.90
36-14M-85	36	S3F	158	160.43	168	100	-	102	117	32	13.20
38-14M-85	38	S3F	167	169.34	184	120	-	102	117	32	15.15
40-14M-85	40	S3F	175	178.25	192	135	-	102	117	32	17.10
44-14M-85	44	S3F	193	196.08	211	135	-	102	117	32	23.30
48-14M-85	48	S3F	211	213.90	226	150	-	102	117	32	25.00
56-14M-85	56	P0F	249	249.55	265	150	207	102	102	32	25.00
64-14M-85	64	P0F	282	285.21	296	150	242	102	102	32	30.50
72-14M-85	72	A0	318	320.86	-	150	278	102	102	32	28.80
80-14M-85	80	A0	354	356.51	-	150	314	102	102	32	30.10
90-14M-85	90	A0	398	401.07	-	150	358	102	102	32	33.00
112-14M-85	112	A0	496	499.11	-	150	456	102	102	32	41.80
144-14M-85	144	A0	639	641.71	-	150	600	102	102	32	52.40
168-14M-85	168	A0	746	748.66	-	150	706	102	102	32	60.30
192-14M-85	192	A0	853	855.62	-	165	813	102	102	32	70.20
216-14M-85	216	A0	960	962.57	-	165	920	102	102	32	81.00

Every effort has been taken to ensure that the data listed in this catalogue is correct. Challenge accepts no liability for any inaccuracies or damage caused. All dimensions in millimetres unless otherwise stated.

## HTD® Pilot Bore

### 14mm Pitch 14M-115 (115mm Wide Belt)

Product Designation	Number of teeth	Type	De	Dp	Df	Dm	Di	F	L	d	Weight kg
28-14M-115	28	S3F	122	124.78	128	100	-	133	148	32	9.20
29-14M-115	29	S3F	127	129.23	142	100	-	133	148	32	10.20
30-14M-115	30	S3F	131	133.69	142	100	-	133	148	32	11.20
32-14M-115	32	S3F	140	142.60	158	100	-	133	148	32	13.20
34-14M-115	34	S3F	149	151.52	158	100	-	133	148	32	14.80
36-14M-115	36	S3F	158	160.43	168	100	-	133	148	32	16.60
38-14M-115	38	S3F	167	169.34	184	120	-	133	148	32	19.20
40-14M-115	40	S3F	175	178.25	192	135	-	133	148	32	20.56
44-14M-115	44	S3F	193	196.08	211	140	-	133	148	32	21.93
48-14M-115	48	S3F	211	213.90	226	150	-	133	148	32	25.00
56-14M-115	56	S3F	247	249.55	265	150	-	133	148	32	27.50
64-14M-115	64	P0F	282	285.21	296	150	242	133	133	32	30.10
72-14M-115	72	A0	318	320.86	-	150	278	133	133	32	32.83
80-14M-115	80	A0	354	356.51	-	150	314	133	133	32	35.55
90-14M-115	90	A0	399	401.07	-	150	358	133	133	32	41.00
112-14M-115	112	A0	496	499.11	-	150	456	133	133	32	54.40
144-14M-115	144	A0	639	641.71	-	165	600	133	133	32	67.80
168-14M-115	168	A0	746	748.66	-	165	706	133	133	32	75.80
192-14M-115	192	A0	853	855.62	-	165	813	133	133	32	88.30
216-14M-115	216	A0	960	962.57	-	165	920	133	133	32	98.00



**OverveldTechniek**  
 Edisonweg 5  
 4631SN Hoogerheide  
 0164-611000  
 techniek@overveldtechniek.com  
 www.overveldtechniek.com



### 14mm Pitch 14M-170 (170mm Wide Belt)

Product Designation	Number of teeth	Type	De	Dp	Df	Dm	Di	F	L	d	Weight kg
28-14M-170	28	S3F	122	124.78	128	100	-	187	202	32	13.80
29-14M-170	29	S3F	127	129.23	142	100	-	187	202	32	14.20
30-14M-170	30	S3F	131	133.69	142	100	-	187	202	32	15.60
32-14M-170	32	S3F	140	142.60	158	100	-	187	202	32	18.10
34-14M-170	34	S3F	149	151.52	158	100	-	187	202	32	20.40
36-14M-170	36	S3F	158	160.43	168	120	-	187	202	32	23.50
38-14M-170	38	S3F	167	169.34	184	135	-	187	202	32	26.50
40-14M-170	40	S3F	175	178.25	192	135	-	187	202	32	30.10
44-14M-170	44	S3F	193	196.08	211	160	-	187	202	32	37.80
48-14M-170	48	S3F	211	213.90	226	160	-	187	202	32	44.50
56-14M-170	56	S3F	247	249.55	265	160	-	187	202	32	61.00
64-14M-170	64	S3F	282	285.21	296	180	-	187	202	32	81.00
72-14M-170	72	A0	318	320.86	-	180	278	187	187	32	61.40
80-14M-170	80	A0	354	356.51	-	180	314	187	187	32	65.00
90-14M-170	90	A0	398	401.07	-	180	358	187	187	38	68.00
112-14M-170	112	A0	496	499.11	-	200	456	187	187	38	87.50
144-14M-170	144	A0	639	641.71	-	220	600	187	187	38	114.00
168-14M-170	168	A0	746	748.66	-	220	706	187	187	38	125.00
192-14M-170	192	A0	853	855.62	-	220	813	187	187	38	136.40
216-14M-170	216	A0	960	962.57	-	220	920	187	187	38	147.00

All dimensions in millimetres unless otherwise stated. Every effort has been taken to ensure that the data listed in this catalogue is correct. Challenge accepts no liability for any inaccuracies or damage caused